



Annual report 2021

NORDAX BANK AB (publ)



Nordax Bank

Contents

ABOUT NORDAX		Note 1	General Information	42
Nordax in Brief	2	Note 2	Accounting and valuation policies	42
Highlights of 2021	3	Note 3	Significant accounting estimates	48
CEO's Statement	4	Note 4	Financial risk management	48
Operations	6	Note 5	Classification of financial assets and liabilities	65
Lending Volumes	8	Note 6	Fair values of financial assets and liabilities	67
Financing, Liquidity and Capital Situation	9	Note 7	Net interest income	70
Geographical Segments	10	Note 8	Commission income	70
Sustainability Report	13	Note 9	Net result from financial transactions	70
		Note 10	Other operating income	70
DIRECTORS' REPORT	20	Note 11	General administrative expenses	71
Operations	21	Note 12	Credit losses	74
Risk and Risk Management	24	Note 13	Tax on profit for the year	75
Five-Year Summary	27	Note 14	Operating segments	76
		Note 15	Lending to credit institutions and central banks	77
CORPORATE GOVERNANCE REPORT				
Introduction	30	Note 16	Lending to the general public	77
The most important elements in the company's system for internal control and risk management in connection with the financial reporting	31	Note 17	Bonds and other fixed-income securities	77
		Note 18	Derivatives	78
Internal Control and Risk Management	32	Note 19	Shares in subsidiaries	79
		Note 20	Change in value of currency-hedged shares in subsidiaries	80
FINANCIAL STATEMENTS AND NOTES	34	Note 21	Other shares	80
Consolidated Income Statement and Statement of Comprehensive Income	35	Note 22	Tangible assets/Property, plant and equipment	80
Parent Company Income Statement and Statement of Comprehensive Income	36	Note 23	Intangible assets	80
Statement of Financial Position	37	Note 24	Leases	81
Cash Flow Statement	38	Note 25	Other assets	82
Reconciliation of Net Debt	39	Note 26	Liabilities to credit institutions	82
Consolidated Statement of Changes in Equity	40	Note 27	Deposits from the general public	82
Parent Company Statement of Changes in Equity	41	Note 28	Securities issued	83
		Note 29	Other liabilities	84
		Note 30	Subordinated liabilities	84
		Note 31	Pledged assets, contingent liabilities and commitments	84
		Note 32	Financial assets and liabilities that are offset against or subject to netting agreements	85
		Note 33	Related-party transactions	85
		Note 34	Acquisition of Bank Norwegian	86
		Note 35	Important events after the balance sheet date	88
		Note 36	Proposed Dividend	88
			Board of Directors' Certificate/Signatures	89
			Definitions	90
			Financial calendar	91
			Auditor's Report	92

Nordax in Brief

Nordax is a leading specialist bank owned by Nordic Capital and Sampo. In November 2021, the acquisition of Bank Norwegian was formally completed making Nordax the owner of 100 percent of shares and voting rights in the Bank. In addition to its existing products and markets, Nordax thus now offers credit cards and new lending in Denmark, Germany, and Spain. The plan is to challenge the established banks and continue to grow as northern Europe's leading specialist bank. For the consolidated accounts 2021, this means that Bank Norwegian's results for November–December are included in 2021 but are missing in the corresponding comparative figures.

Thanks to its responsible lending approach and high levels of accessibility, Nordax is helping customers to make considered choices for a life they can afford and thereby serving as a flexible complement to the major banks.

Nordax has sought to specialize in a small range of products, and together with Bank Norwegian, Nordax and its approximately 470 full-time employees offer consumer and personal loans, home loans, credit cards and savings

accounts.

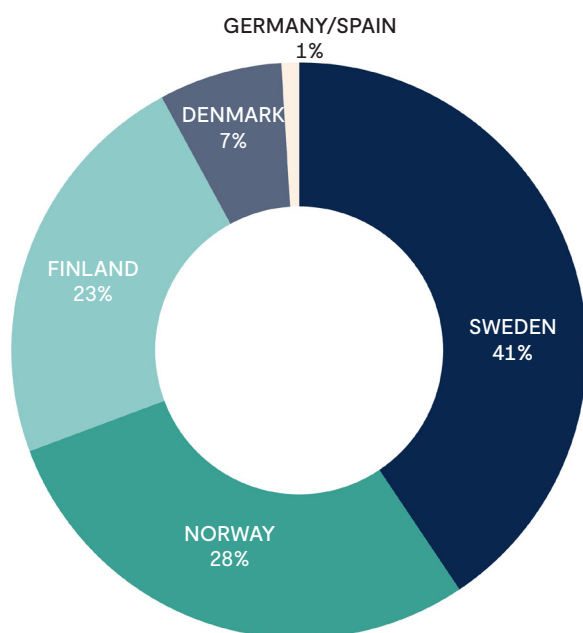
Nordax currently serves almost 2 million retail banking customers in the Nordic countries, Germany, and Spain.

As at December 31, 2021 retail lending amounted to SEK 70.7 billion, while deposits stood at SEK 67.4 billion.

Nordax is regulated by the Swedish Financial Supervisory Authority (<https://www.fi.se/en/>) and is a member of the government's deposit guarantee scheme in the same way as all Swedish banks and credit institutions. Furthermore, Nordax's subsidiary Bank Norwegian is regulated by the Financial Supervisory Authority of Norway (<https://www.finanstilsynet.no/en/>) and is a member of the corresponding Norwegian deposit guarantee scheme.

Read more at www.nordaxgroup.com

LOAN PORTFOLIO PER MARKET



Highlights of 2021

OPERATING PROFIT/LOSS IMPACTED BY THE ACQUISITION OF BANK NORWEGIAN AND CONTINUED GOOD VOLUME GROWTH

- The operating loss is due to technical accounting reasons and increased costs. Both are connected to the acquisition of Bank Norwegian
- Continued stable costs excluding acquisition costs
- Continued strong volume growth in loans to retail banking customers is driven by the consolidation of Bank Norwegian in addition to good underlying growth in Nordax Bank.
- Continued positive trends in relation to Nordax's secured loans, where lending amounted to SEK 12.7 billion (9.8 billion in 2020).
- The addition of credit volumes in the amount of SEK 10 billion via consolidation with Bank Norwegian
- Strong inflow of deposits driven by the consolidation of Bank Norwegian
- Continued strong capital situation with common equity Tier 1 capital ratio of 16.2% (16.2% in 2020)
- No deterioration in customers' payment patterns as a consequence of the coronavirus pandemic

FINANCIAL SUMMARY

SEK MILLION

	2021	2020	%
Net interest income	2,532	1,753	44
Operating profit	-33	704	-105
Net profit	-23	549	-104
Lending to the general public	70,681	27,656	156
Deposits from the general public	67,424	24,180	179
Equity	18,953	3,352	465
Common Equity Tier 1 Capital Ratio, %	16	16	
Return on equity, %	0	18	

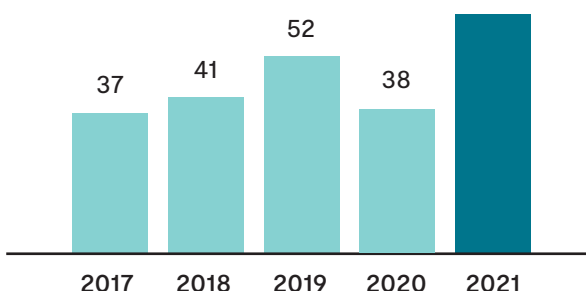
OPERATING PROFIT

SEK MILLION



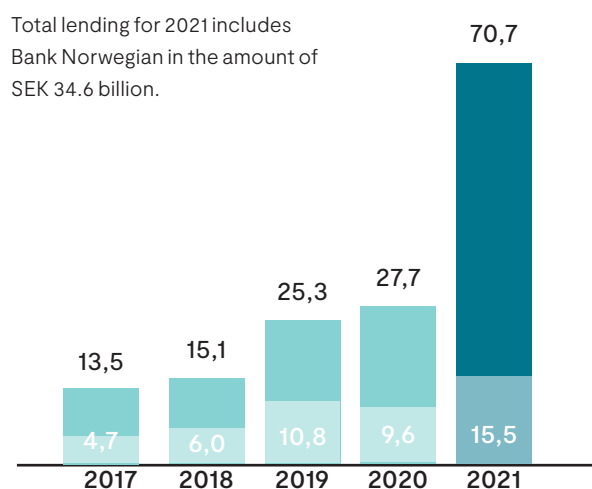
C/I RATIO

%



TOTAL LENDING AND NEW LENDING

SEK BILLION



CEO's Statement

If 2020 went down in history as the year of transition then 2021 was a year of magnificent medical progress. Nonetheless, it is difficult to rejoice boundlessly at this progress when, at times of writing, a war rages replete with the most terrible sights. Russia's invasion of Ukraine is a humanitarian disaster and has left no one unmoved.

Despite the tragedies of and great challenges presented by the world around us, 2021 is most easily summarized as a year of success for Nordax despite the impact of the pandemic on day-to-day operations. The efforts to ensure that our customers are in a position to cope with the challenges arising from this difficult situation continued and our own activities largely continued on a remote basis. Virtual meetings have become even more commonplace and our new way of working, referred to internally as "Hello Future", has served us very well. I am also proud that in the midst of this transition we have achieved good lending growth.

However, for Nordax the biggest defining feature of the year was the acquisition of Bank Norwegian. In November, the agreement for Nordax to buy Bank Norwegian was sealed, which also saw the company delisted from the Oslo Stock Exchange. This transaction, worth approximately SEK 20 billion, will afford Nordax with significant opportunities to further develop the business operations. The merger brings together two innovative banks with complementary strengths and has created the leading specialist bank in the Nordic countries. It is also most decidedly our ambition to strengthen our presence in other parts of Europe.

Together, Nordax and Bank Norwegian will represent a highly competitive offering of products in which Nordax's excellent expertise in the lending field will be combined with Bank Norwegian's digital prowess and wide-reaching customer relationships. Additionally, Nordax's strong position in the broker market will be supplemented by Bank Norwegian's well-established online presence. We have much to learn from each other. In short, this merger means that we now offer not only consumer and personal loans and residential mortgages, but also credit cards and savings products. This is something we offer throughout the Nordics, and following Bank Norwegian's launch during Q4 2021 we also offer these products in Germany and Spain. Together, we have a truly exciting future to look forward to.

Our business is all about financial inclusion and this is the very purpose that underlies all that we do. Together with Bank Norwegian, we will now have even greater opportunities to challenge the major banks and contribute to enhanced levels of financial inclusion. This will be done by continuing to challenge and offer alternatives to the standardization and narrow channels of contact that the traditional banking world largely stands for. This applies both to the home loan product offered to the professional without a salaried employment and to the possibility for the retirees with a paid-off home mortgage to supplement their increasingly small pension. All this is done responsibly.

Nordax's mortgage lending to groups who fall outside the focus of the major banks has continued to see good development during 2021. In my CEO's Statement last year I mentioned that we projected that in early 2021 we would pass the milestone of SEK 10 billion in secured lending via our mortgage products. Thanks to continued good growth during the year, we reached a volume of SEK 12.7 billion at the end of 2021. This is great news not only for our customers but also for our business and Nordax's risk profile.

A number of the highlights in 2021 reflect the visibility that Nordax has enjoyed in the market. This applies both to our creative and modern campaigns, and to our equality report which received widespread attention. Our efforts to overhaul our banking system also continued, with several milestones being achieved during the year. This is a further contribution to the flexible platform that we need as a modern agile and nimble bank.

Furthermore, I would also like to mention the credit rating that Nordax obtained in 2021 from Nordic Credit Rating. This BBB rating with a positive outlook boosts Nordax's possibilities for obtaining additional financing on attractive terms. It is important that Nordax continues to be well-capitalized, which remains the case with our common equity Tier 1 capital ratio unchanged at 16.2% and good underlying financial results. However, for the full year in 2021 we experienced an operating loss of SEK -33 million, partly as a result of technical accounting reasons relating to credit losses associated with the acquisition of Bank Norwegian, and partly due to acquisition-related costs. We look forward to a continued and profitable journey together with Bank Norwegian.

And in closing for now, a heartfelt expression of appreciation to each and every employee in the Nordax Group! Everyone at Nordax has worked tirelessly and diligently throughout the year to meet our customers' expectations in what remains a challenging environment. Beyond this, we have also worked together to complete the acquisition of Bank Norwegian. A real milestone in Nordax's history. As I said, I am very much looking forward to the many opportunities and possibilities that this acquisition will afford us, and how we can learn from each other as we build a stronger platform for increased growth and customer value.



Jacob Lundblad – CEO

Stockholm in April 2022

Operations

The Market and our Competitors

One major factor driving developments in the retail lending market is the macroeconomic environment. Economic growth such as rising GDP, rising housing prices, higher disposable incomes, and low levels of unemployment usually drive household optimism, private consumption and thus demand among retail banking customers for loans. The retail lending market is also characterized by a relatively high degree of competition and fragmentation.

Nordax's competitors can be primarily split into two groups: full-service banks and niche banks. In recent years, the niche banks have taken market share from the full-service banks. The niche banks offer similar ranges of products to that offered by the specialist bank Nordax. The variables tend to be which customer segments are targeted, which channels are used to reach potential customers, and how lending is financed.

There are several barriers to entry that make it difficult for start-ups of limited size or experience operating in a regulated environment to get established in the personal loan market. One obstacle is the economies of scale that largely characterize the retail lending market. In view of the strict and complex rules and regulations that apply to banks and credit institutions, operators have to establish robust functions and systems for legal issues, compliance, and financial management, which in turn requires substantial investment and expertise. Once such functions are in place, operators can normally handle large loan volumes, which creates economies of scale and operating leverage. Start-ups also have to comply with the increasingly complex requirements and provisions relating to capital adequacy and liquidity. Compliance requires capital, a strong management focus and resources to invest in compliance and risk control. The ability to conduct credit assessments calls for tried-and-tested models, which in turn are dependent on access to extensive historical information on loan performance. Developing such models takes time and requires experience with lending, which is thus a barrier to entry for start-ups.

In the mortgage market, increased competition and tougher regulation has resulted in a strong trend towards automation and standardization among the major banks. This has led to an increasingly large group of non-standard customers, such as those persons in a non-standard form of employment (the dependent self-employed and gig workers, e.g. those employed for a project, temporarily, freelancers) and/or those with a limited credit history who are no longer being served by the major banks. Nordax has established a strong position in the non-standard market focusing on customers with good creditworthiness, but who are not served by the major banks due to the aforementioned reasons. Nordax's

competitors in the mortgage market largely comprise other niche banks who also focus on various segments of the non-standard market.

Via its subsidiary SHP, Nordax is also active in the equity release mortgage market. Equity release mortgages enable people over the age of 60 to free up the equity in their homes without having to sell them.

The market for equity release mortgages in Sweden is strongly associated with SHP, which holds a leading position in the field. Historically, banks, as well as certain insurance companies, have offered fixed term-mortgage loan products to senior citizens. However, these parties have all exited the market within the last few years leaving SHP as the clear market leader. The equity release mortgage market has a good rate of growth since the market still has low rates of penetration, while also being supported by underlying trends and the product in question offering excellent customer value. There are no ongoing interest or amortization requirements associated with equity release mortgages, which become due for payment upon the death of the customer or when they move out of the home. This allows senior citizens to release value from their own homes without having to sell up or move.

Proven business model

Nordax is a leading niche bank that conducts lending to individual consumers in the Nordic countries, Germany and Spain. Although Nordax previously had limited operations in Germany, it was only in 2021 that it embarked upon new lending in markets outside of the Nordics via its subsidiary Bank Norwegian.

Since November 2021, Nordax has also offered credit cards in the Nordic countries, Germany, and Spain via Bank Norwegian. Nordax also offers savings accounts to individual consumers in Sweden, Norway, Finland, Germany, Spain and the Netherlands. Nordax currently serves some 2 million retail banking customers.

Lending and savings

Nordax's main business consists of conducting lending to individual consumers. Its lending consists of unsecured loans capped at an amount corresponding to SEK 600,000, NOK 600,000, DKK 400,000, or EUR 60,000. Since 2018, loans secured against a residential home in Sweden have also been offered, and loans secured against a residential home in Norway were introduced in 2019. Nordax also offers equity release mortgages to the over-60s via its wholly-owned subsidiary Svensk Hypotekspension, which was acquired in January 2019. Since November 2021, Nordax's subsidiary Bank Norwegian has also offered credit cards.

Personal customers are typically middle aged professionals

with relatively high incomes, with the majority owning their own home.

For home loans, the primary target group is customers with some form of non-standard employment, such as the dependent self-employed and gig workers, e.g. those employed for a project, part-time, or temporarily. Credit assessments and personalized contact with customers have made more loan approvals possible in this customer group, members of which are often denied credit by the major banks despite their stable finances.

SHP offers secured loans against residential property to Swedes who are 60 or older via its Hypotekspension product, an equity release mortgage. Hypotekspension gives senior citizens an opportunity to free up equity in their home without having to sell their home.

Nordax accepts deposits from the public in Sweden, Norway, Finland, Germany, Spain and the Netherlands. Deposits provide the Group with a positive net interest income by lending at higher rates of interest than is offered on deposits, while it also minimizes the need for the Group's traditional borrowing from other financial institutions plus when the need does arise it facilitates the possibility of such borrowing.

Centralized platform

By means of a centralized business model and organization primarily based in Stockholm, Nordax conducts cross-border banking operations in Sweden, Norway, Denmark, Finland, and Germany in accordance with Directive 2013/36/EU of the European Parliament and of the Council of June 26, 2013 on access to the activity of credit institutions and the prudential supervision of credit institutions and investment firms. Via the Nordax subsidiary Bank Norwegian ASA based in Oslo, which is regulated by the Financial Supervisory Authority of Norway, banking operations are conducted both domestically in Norway and on a cross-border basis in Sweden, Finland, Denmark, Germany, and Spain in accordance with the above Directive.

Centralized corporate governance and risk management, as well as centralized control functions, enable Nordax to closely and effectively oversee internal governance and controls. This also simplifies allocation of resources.

Marketing

Nordax strives to achieve controlled growth of its loan port-

folio while keeping a focus on the creditworthiness of its loan customers. Nordax's risk assessment process begins with the marketing of Nordax's products. Targeted marketing is one of Nordax's core competencies and includes its most important marketing channels, such as addressed direct mail, unaddressed direct mail and marketing via partners. Nordax excludes from its marketing segments that would be unlikely to apply, or be approved, for a loan. This results in more efficient marketing and a higher proportion of loan approvals. Nordax's marketing channels also include lending to existing customers as well as marketing channels that are not targeted, including credit brokers and online channels. Nordax has also further strengthened its expertise in online channels via its subsidiary Bank Norwegian.

Data-driven and responsible lending

Nordax has extensive experience granting personal loans, and before a loan is approved it carries out a comprehensive credit assessment on every application, in accordance with the Bank's credit policies and applicable laws and regulations. The credit assessment process consists of a combination of policies, assessment regulations, internal credit assessment models and an estimate of the applicant's ability to pay. The maximum loan amount offered to a customer is calculated using a credit limit matrix based on the customer's creditworthiness. In terms of mortgages and equity release mortgages, an assessment with more manual components in the credit assessment is made based on the customer's individual situation, credit history, and the security to be provided.

Diversified financing

Nordax's diversified financing comprises securitizations (otherwise known as asset-backed securities), financing backed by security from international banks, retail deposits from the public, senior unsecured bonds, shareholder equity and subordinated liabilities. Nordax's securitizations require accessible and detailed information about loans in the portfolio and confirmation that they are performing well. The diversified financing reduces Nordax's liquidity risk and enables it to create a larger, more optimal financing mix over time.

Lending volumes

Consumer and personal loans, and credit cards

Nordax continued to show stable growth in consumer loans, with increased growth during the fourth quarter. Over the year as a whole, underlying volumes increased by SEK 3.7 billion, compared with 2020. In addition to organic growth, the acquisition of Bank Norwegian added SEK 24.6 billion to the personal lending volume, as well as SEK 10 billion in terms of credit card volume.

Mortgage lending for housing

In 2018, Nordax launched its home loan product to the Swedish market. The main target group is customers with some form of non-standard employment, such as the dependent self-employed and gig workers, e.g. those employed for a project, part-time, or temporarily. Credit assessments and personalized contact with customers have made more loan approvals possible in this customer group, members of which are often denied credit by the major banks despite their stable finances. Interest in the product has been substantial and new lending continues to develop positively.

At the end of Q1 2019, Nordax also launched its home loan product also in Norway. As in Sweden, the target group in Norway is the non-standard employment sector, i.e. customers falling outside the tight restrictions imposed by the major banks.

New lending has continued to see a positive trend in both Sweden and Norway, with the total mortgage portfolio amounting to SEK 5.1 billion as at December 31, 2021 (3.2 billion as at December 31, 2020).

Equity Release Mortgages

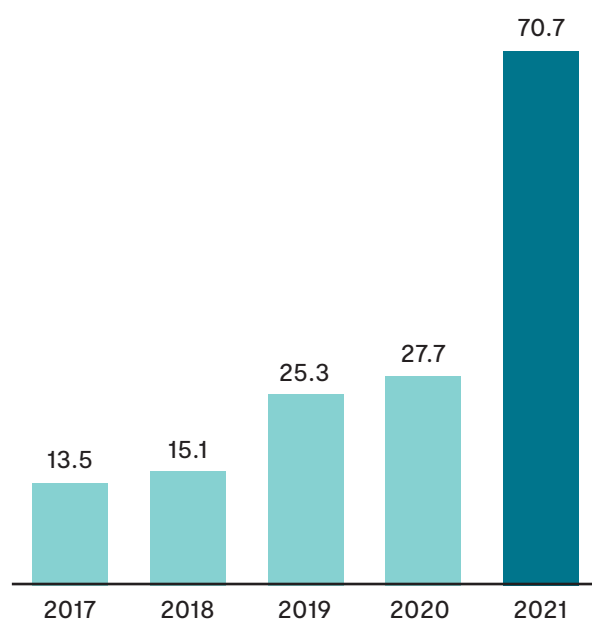
Nordax offers equity release mortgages via its wholly-owned subsidiary Svensk Hypotekspension, which was acquired in January 2019. The portfolio has continued to develop well during 2021 thanks to stable new lending. The market for equity release mortgages has good potential for development and Svensk Hypotekspension (SHP) has a strong brand profile within the customer base while there remains continued and strong customer interest. The total volume of equity release mortgages amounted to SEK 7.6 billion as at December 31, 2021 (6.6 billion as at December 31, 2020).

Portfolio Development

Total deposits amounted to SEK 70.7 billion as at December 31, 2021 (27.7 billion as at December 31, 2020). In addition to the consolidation of subsidiary Bank Norwegian, this increase in lending is primarily due to good development in both personal loans and secured lending.

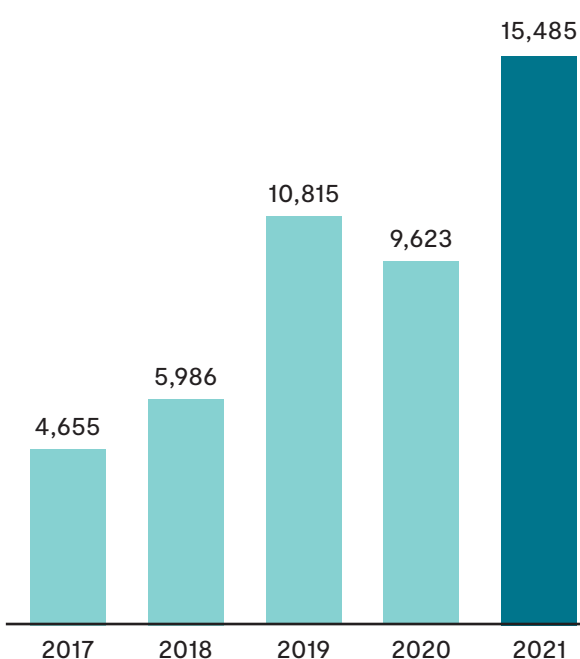
GROWTH IN THE LOAN PORTFOLIO

SEK BILLION



NEW LENDING

SEK MILLION



Financing, liquidity and capital situation

Maintaining a diversified financing structure remains a cornerstone of Nordax's business model. Nordax's financing mix comprises secured securities, senior unsecured bonds, secured bank financing from international banks and retail deposits from the public. Nordax offers deposit products offering competitive rates of interest in all its main markets in the currencies SEK, NOK, EUR and DKK.

In terms of the consolidated situation, the nominal sums for financing at the end of the period were: SEK 2,250 million (2,250 million) financing via the asset-backed securities market (securitized), SEK 8,605 million (1,080 million) in corporate bonds, SEK 6,608 million (1,605 million) financing against pledges with international banks, and SEK 67,424 million (24,180 million) of retail deposits from the public. The significant increase in retail deposits is due to the acquisition of Bank Norwegian, which contributed SEK 37,388 million. Nordax's short-term and long-term goal is to remain active in the capital market with the issuance of both senior unsecured bonds and subordinated bonds.

Nordax's liquidity reserves as at December 31, 2021 amounted to SEK 27,779 million (4,073 million). The large increase in the liquidity reserve is mainly due to the acquisition of Bank Norwegian, whose contribution amounted to SEK 22,732 million. Of these investments, 43 percent (30) were in covered bonds, 29 percent (25) in municipal bonds, 9 percent (25) in Nordic banks, 7 percent (18) in the Riksbank, the rest were invested in treasury bills and multilateral development banks.

These investments generally have a credit rating of between AAA and A. The liquidity reserve's average maturity was 457 days (467). The central banks of Sweden and Norway, in addition to the ECB via CENTROLINK in Lithuania, all afford Nordax opportunities to use existing bonds for repo transactions. For additional information, see Note 4.

Lending to credit institutions as at December 31, 2021 amounted to SEK 3,080 million (1,101 million), of which SEK 721 million (74 million) consisted of pledged liquid balances attributable to the structured financing, while the remainder was available liquidity. As at December 31, 2021 the Group's consolidated shareholder equity amounted to SEK 18,953 million (3,352 million) and its total assets amounted to SEK 108,580 million (33,071 million).

As at December 31, 2021, the total capital ratio was 20.83 percent (17.19 percent). The Common Equity Tier 1 Capital Ratio was 16.21 percent (16.24), as compared to the Common Equity Tier 1 Capital requirements which was calculated to be 13.79 percent (7.79) including the internally assessed Pillar 2 requirements. For additional information, see Note 4.

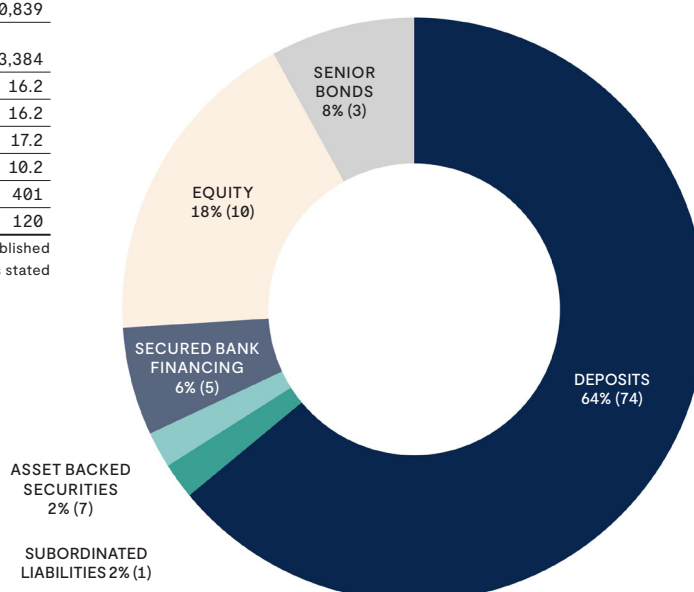
The risk exposure sum amounted to SEK 60,691 million (SEK 20,839 million), of which SEK 54,965 million (18,937 million) relates to credit risk, SEK 0 million (386 million) relates to market risk, SEK 5,526 million (1,517 million) relates to operational risk and SEK 200 million (0 million) relates to CVA.

Capital and liquidity measures

	2021	2020
Risk exposure amount, SEK million	60,691	20,839
Total Common Equity Tier 1 capital SEK million	11,381	3,384
Common Equity Tier 1 Capital Ratio, %	16.2	16.2
Tier 1 capital ratio, %	18.8	16.2
Total capital ratio, %	20.8	17.2
Leverage ratio, % ¹	10.8	10.2
Liquidity Coverage Ratio, % (LCR)	124	401
Funding ratio, % (NFSR)	134.5	120

¹The leverage ratio has been adjusted and differs from the previously published report, Q4 year-end report. In the year-end report, the leverage ratio was stated to 12.78% in respect of the consolidated situation.

FINANCING AND EQUITY



Geographic markets

SWEDEN	2021	2020
Net interest income, SEK million	917	657
Net interest margin, %	5.7	6.9
Net credit losses, SEK million	-463	-140
Credit losses level (cost of risk), %	2.9	1.5
Lending at end of period, SEK million	21,475	10,695
New lending, SEK million	8,162	4,986
Growth in loan portfolio, SEK million	10,780	2,253
Growth, %	100.8	26.7

The lending business launched operations in Sweden in 2004, and it began to accept deposits and to offer mortgage lending later on. The business operations grew further in 2021 due to the acquisition of Bank Norwegian's lending, deposit and credit card operations. This consolidation also impacts comparisons between 2021 and 2020.

In Sweden, we currently have approximately 108,000 retail banking loan customers, of which some 3,200 are home loan customers. The total number of deposit customers is approximately 166,000 and the number of credit card customers amounts to approximately 394,000.

During 2021, the Swedish loan portfolio doubled on the previous year to SEK 21,475 million (10 695) mainly driven by the acquisition of Bank Norwegian.

New lending increased from SEK 4,986 million to SEK 8,162 million. The net interest margin for the period fell to 5.7 percent (6.9). The net interest margin decreased to 5.7 percent (6.9). The decrease is partly due to increased competition and the acquisition of Bank Norwegian.

Credit loss levels increased to 2.9 percent (1.5) compared with 2020. The increase is partly due to the acquisition of Bank Norwegian.

NORWAY	2021	2020
Net interest income, SEK million	711	479
Net interest margin, %	5.5	8.1
Net credit losses, SEK million	-55	-124
Credit losses level (cost of risk), %	0.4	2.1
Lending at end of period, SEK million	20,146	5,654
New lending, SEK million	3,456	2,238
Growth in loan portfolio, SEK million	14,492	-486
Growth, %	256.3	-7.9

Nordax established its lending business operations in Norway in 2005 and began to accept deposits in 2009. 2019 also saw the launch of the mortgage lending business. The business operations grew further in 2021 thanks to the acquisition of Bank Norwegian's lending, deposit and credit card operations. This consolidation also impacts upon comparisons between 2021 and 2020.

In Norway, our total number of retail banking loan is approximately 83,000, of which some 2,300 are home loan customers. The total number of deposit customers is approximately 133,000 and the number of credit card customers amounts to approximately 537,000.

The loan portfolio amounted to SEK 20,146 million (5,654). In 2021 new lending increased to SEK 3,456 million from SEK 2,238 million the previous year mainly driven by the acquisition of Bank Norwegian.

The net interest margin decreased compared to 2020, to 5.5 percent (8.1). Lower interest rates due to increased competition.

Credit loss levels in 2021 improved and stood at 0.4 percent (2.1) driven by lower requirement levels due to higher disposable income during the pandemic.

FINLAND	2021	2020
Net interest income, SEK million	568	394
Net interest margin, %	5.6	9.4
Net credit losses, SEK million	-408	-146
Credit losses level (cost of risk), %	4.0	3.5
Lending at end of period, SEK million	16,267	4,064
New lending, SEK million	2,306	1,069
Growth in loan portfolio, SEK million	12,203	-285
Growth, %	300.3	-6.6

Nordax established its lending business in Finland in 2007 and began to accept deposits in 2011. The business operations grew further in 2021 thanks to the acquisition of Bank Norwegian's lending, deposit and credit card operations. This consolidation impacts comparisons between 2021 and 2020.

The total number of loan customers in Finland stands at approximately 107,000. The total number of deposit customers is approximately 62,000 and the number of credit card customers amounts to approximately 169,000.

The loan portfolio in Finland amounted to SEK 16,267 million (4,064 million).

New lending amounted to SEK 2,306 million compared with SEK 1,069 million in 2020.

The net interest margin was 5.6 percent (9.4). The decrease is partly due to the acquisition of Bank Norwegian.

Credit loss levels increased to 4.0 percent (3.5) compared with 2020 driven by among other things, the acquisition of Bank Norwegian

GERMANY/SPAIN	2021	2020
Net interest income, SEK million	46	59
Net interest margin, %	8.1	8.6
Net credit losses, SEK million	-3	-11
Credit losses level (cost of risk), %	0.5	1.6
Lending at end of period, SEK million	554	575
New lending, SEK million	94	6
Growth in loan portfolio, SEK million	-21	-226
Growth, %	-3.7	-28.2

The German business operations were launched in 2012, and began accepting deposits in 2016. During the second quarter of 2019, the decision was made to cease new lending in Germany, due to that the desired levels of profitability had not been achieved. Nordax has continued to accept deposits in Germany. Via the addition of Bank Norwegian's lending, deposit and credit card operations in 2021, Nordax is now once again engaged in active new lending in Germany and Spain.

The total number of loan and credit card customers in Germany and Spain amounts to approximately 8,000. The

number of deposit customers is approximately 36,000.

The loan portfolio amounted to SEK 554 million as at December 31, 2021 (575 million).

The net interest margin decreased to 8.1 percent (8.6) compared with 2020. Excluding Bank Norwegian, the net interest margin is the same as previous year.

Net credit loss levels decreased during the year to 0.5 percent (1.6) driven by lower requirement levels.

DENMARK	2021	2020
Net interest income, SEK million	86	0
Net interest margin, %	3.7	-0.1
Net credit losses, SEK million	-83	6
Credit losses level (cost of risk), %	3.6	-22.2
Lending at end of period, SEK million	4,614	23
New lending, SEK million	214	0
Growth in loan portfolio, SEK million	4,591	-8
Growth, %	19,960.9	-25.8

The Danish business operations was launched in 2006. During the 2008 financial crisis, the decision was made to cease all new lending in Denmark, and the decision was subsequently made to keep the portfolio closed in light of strained credit loss levels. Via the addition of Bank Norwegian's lending, deposit and credit card operations in 2021, Nordax is now once again engaged in active new lending in Denmark.

The total number of loan customers in Denmark is in the region of 32,000,

while the number of deposit customers is approximately 35,000 and the number of credit card customers stands at 94,000.

The loan portfolio amounted to SEK 4,614 million (23) as at December 31, 2021. The increase is due to the acquisition of Bank Norwegian.

The net interest margin amounted to 3.7 percent (-0.1) and the credit loss level was 3.6 percent (-22.2). The changes are driven by the acquisition of Bank Norwegian.

SHP	2021	2020
Net interest income, SEK million	204	163
Net interest margin, %	2.9	2.7
Net credit losses, SEK million	-1	-1
Lending at end of period, SEK million	7,625	6,645
New lending, SEK million	1,252	1,324
Growth in loan portfolio, SEK million	980	1,137
Growth, %	14.7	20.6

Svensk Hypotekspension AB was founded in 2005, while the acquisition of the company completed in January 2019. SHP offers secured loans against residential property via its equity release mortgages. These are available to borrowers who are 60 or older. Hypotekspension gives senior citizens an opportunity to free up home equity without having to sell their home.

Our total number of customers in Sweden is approximately 8,400.

The lending portfolio grew by 15 percent and as at December 31, 2021 it stood at SEK 7,625 million (6,645 million) compared with 2020. New lending amounted to SEK 1,252 million (1,324 million).

The net interest margin was 2.9 percent (2.7).

Sustainability report

WHAT DOES SUSTAINABILITY MEAN TO US?

For Nordax's total operations, sustainability relates to continuously contributing to the long-term positive development of society in order to benefit all the Company's stakeholders. Nordax's very business concept is to devote itself to responsible financial inclusion where the credit assessment process serves as the generator of opportunities and possibilities, thus is the central pillar to the value creation process. Sustainability is therefore also a prerequisite for all that Nordax does.

Based on the above perspective, the customer is Nordax's most important stakeholder and the party whose means we constantly seek to improve. In addition to them, Nordax, like other businesses, has other key stakeholders such as employees, suppliers, business partners, supervisory authorities, stakeholder organizations and investors. They influence and are influenced by Nordax's activities in various ways. As a consequence, Nordax holds a great responsibility to run a business that is sustainable in the long-term while also creating value for all stakeholders.

HOW DO WE DEFINE AND REPORT OUR SUSTAINABILITY EFFORTS?

In order to engage in business sustainably, Nordax has identified several key areas of focus. These consist of financial inclusion, responsible lending and a sustainable organization. Beyond our own purpose, these areas also encompass the Company's focus on our own impact on the environment, ensuring high standards of information security and combating financial crime.

In order to connect Nordax's focus on sustainability to an internationally recognized framework, Nordax has identified five of the UN's 17 Sustainable Development Goals where the Company is able to contribute actively via its business operations. These goals are: gender equality, affordable and clean energy; decent work and economic growth; climate action; and peace, justice and strong institutions.

Nordax's sustainability reporting aims to continuously monitor and cast light on those areas that are most significant to the Company's long-term value creation on behalf of our stakeholders. The bank's reporting also aims to illuminate risks that the Company is exposed to. The

report is prepared in accordance with current regulatory requirements and follows, as far as possible, the special guidelines on sustainability reporting (GRI Standards) which have been developed by the Global Reporting Initiative.

Much of Nordax's business now consists of its subsidiary Bank Norwegian. For a more detailed understanding of the sustainability efforts being undertaken in Nordax's subsidiary, please visit <https://www.banknorwegian.se/omoss/investorrelations/>.

SUSTAINABILITY IN A WIDER CONTEXT

Beyond its competitive offering, Nordax's efforts to facilitate financial inclusion via responsible lending are based on impact. This is partly done by reaching out to a larger number of customers, but also by seizing the opportunity to occupy part of the market and leave a positive impression on it. Nordax's highly ambitious approach to responsible lending and creating fair, healthy standards in the market is clear to see. Nordax has created even greater opportunities via its recent acquisition of Bank Norwegian to succeed in this respect.

Just like Nordax, Bank Norwegian has a clearly set out ambition to be part of a sustainable society where responsible lending is a central feature. We now have the opportunity to work together to deliver not only a broader, more diversified range of products, but also to make an even greater impression on the market. We are now a well-established consultation partner for governmental authorities and the news media to engage with on issues where we can provide input on how healthy lending should be facilitated. One example of this is in relation to the proposal of a national debt register in Sweden, with Nordax setting out a clear position in terms of advocating for such a solution.

In addition to our greater impact, we have also already begun to learn from each other, i.e. allowing us both to enhance our expertise in areas such as credit assessment and take efforts against fraud and other types of financial crime. This all serves to create a business that is as robust and sustainable as possible.

During 2022, we will also focus on further increasing



our ambitions in the area of sustainability within the framework of this new, wider-reaching context. The KPI structure will be clarified and largely harmonized, while resources will be directed even more clearly to those areas where we have the greatest opportunities to contribute to positive development pertaining to both our business and wider society. Visibility of these efforts will also be improved upon via further integration of sustainability reporting. We are now an organization of some 500 employees serving almost 2 million customers and offering lending in the region of SEK 70 billion. Together, we are making a difference.

STRUCTURED SUSTAINABILITY WORK ACROSS TWO FOCUS AREAS – FINANCIAL INCLUSION AND RESPONSIBLE LENDING.

Financial inclusion

Nordax's business is fundamentally about contributing to financial inclusion and this is the basis of all products provided by the Group. As financial exclusion becomes ever more widespread prevalent in society, the importance of the financial sector developing products and delivering initiatives that can counteract this trend increases.

As we have previously emphasized, society has been moving towards increased digitalization, standardization and automation over a long period, which are important driving forces for ensuring a competitive society, over the course of many years. The same is true for Nordax. At the same time, we see how these factors remain a strong contributory factor to financial exclusion. Standardized digital forms with a very low degree of flexibility combined with clumsy self-service options in the wake of bank branch closures make it increasingly difficult for ordinary people to access banking services or contact the relevant department in their bank.

In addition to digital exclusion, there is also exclusion in terms of financial equality as well as language barriers around financial services. During 2021, Nordax has worked to raise awareness of this, including via its marketing campaigns and partnerships, as well as via the preparation of an equality report which focused on the different conditions that men and women face in the event of a separation.

Secured loans*

One of the foremost needs for the many people who are

currently excluded from the banking sector is to have the opportunity to enter the housing market and buy their own home. In this respect, Nordax and our home loan product both have an important role to play. The customer profile among Nordax's Swedish mortgage borrowers shows that approximately one-fifth of Nordax mortgage customers are individuals in non-standard forms of employment or with non-traditional patterns of income. Meanwhile, approximately three-fifths are individuals with a more traditional financial profile but who do not fit within the framework of the major banks' standardized credit granting processes, and about one-fifth are individuals with some form of bad credit history. Nordax home loans thus fulfill an important role in building an inclusive society.

Likewise, many retirees face a challenging situation, namely one where their disposable income shrinks while at the same time they are largely excluded from obtaining financial products from the major banks. Despite the fact that many of these retirees are de facto high net worth individuals as they have significant equity locked in their homes, the bank's door is firmly closed to them. At the same time, we are living longer and increasingly active lives, including in senior age categories. For all those retirees who want to release their equity in their home but do not want to sell their home and move, Nordax's equity release mortgages offer yet another example of how the banking world can develop products to serve a key segment in the community while contributing to shaping a more inclusive society.

As at December 31, 2021 Nordax's secured lending amounted to SEK 12.7 billion, which is an increase of approximately 30 percent compared with the preceding year. The growth in the customer base is the most important proof that Nordax's mortgage loan products fulfill an important role in helping to create a financially inclusive society – something which will only become more important in the years to come.

Consumer and personal loans, and credit cards

Nordax has offered personal lending since 2004, and these have long constituted the Bank's core business. This has become even more pronounced following the acquisition of Bank Norwegian and the inclusion of its lending portfolio of consumer loans. The merger has also brought a large portfolio of credit cards into Nordax. The basis of Nordax's personal lending business is to enable leveling of consumption over the course of the customer's lifetime.

* Secured loans includes both Nordax mortgage loans and Nordax equity release mortgages.

Given the nature of the product, the frequency of early redemptions of loans is fairly high, which is also a marker of health. Redemptions are always available at no extra cost. Furthermore, Nordax's credit card business constitutes a straightforward means of payment that generates value.

A large proportion of Nordax's personal loans are used to refinance costly, small loans and lines of credit in order to reduce the customer's monthly expenses. Nordax's retail banking loan customers are to be found among all age groups and all walks of life. 99.5 percent of Nordax credit card customers pay their credit card bill in the month after their statement is generated.

Responsible lending

As part of Nordax's efforts to promote financial inclusion, responsible lending is Nordax's most important process. Loans are offered only to financially stable individuals and customers should never be offered loans they cannot afford. Nordax should never contribute to over-indebtedness in terms of individuals or society as a whole. However, there is always a built-in risk that a customer for various reasons may run into difficulty repaying their loan due to circumstances that could not have been predicted at the time the loan was approved. This risk is built into all lending activities. It is Nordax's responsibility to do its utmost to reduce the proportion of customers who default on their payments, while also doing its best to assist those customers who regrettably end up in this situation. Each loan application undergoes a correct and satisfactory credit assessment via the use of a tried and tested lending process. The credit assessment is conducted in accordance with good lending practices and is always based on the customer's financial situation, while also being carried out in accordance with Nordax's credit policy, which is based on external regulatory requirements. All customers must have a financial buffer in their personal finances, which we verify by a number of means such as analysis of their level of indebtedness and via a funds-to-live-on (Kvar Att Leva På) calculation.

Thanks to our extensive experience in the industry, various geographical markets, and different economic cycles, Nordax has gained valuable knowledge and data that it uses to develop models for advanced data-driven credit assessments that have a high predictive ability. In recent years, the Company has invested significant resources in the further development of its lending operations by enhancing the constituent elements of the ecosystem. The

acquisition of Bank Norwegian now affords even greater opportunities to further improve processes and tools relating to this core area of expertise.

Money laundering and other financial crime

A consequence of being engaged in banking activities is that the Company is exposed to the risk of financial crime such as fraud, money laundering, and terrorist financing. Addressing these issues properly and responsibly is essential for Nordax and also crucial to earning the trust of the Company's stakeholders.

In recent years, Nordax's Swedish operations have completed a wide-ranging effort to strengthen its rules and processes and make them more efficient, to avoid Nordax being exploited for the purposes of money laundering and other types of financial crime. This framework is an integral part of Nordax's risk management activities and the internal distribution of responsibilities is based on a model of three lines of defense. The Nordax Anti-Financial Crime ("AFC") unit is responsible for establishing, implementing and executing appropriate procedures, and checks to prevent, detect and when needed investigate financial crime.

Furthermore, Nordax has appointed the Chief Compliance Officer as the Money Laundering Reporting Officer. This officer is tasked with reviewing this work independently of the AFC unit and report to the management team and Board of Directors. Additionally, the internal audit function is responsible for reviewing the work of both the AFC unit and the Money Laundering Reporting Officer, and reports directly to the Board of Directors.

In 2021, further steps were taken in this area. For example, Nordax founded FinDef, a forum designed to strengthen cooperation between specialist banks in matters around relevant money laundering issues.

Taking responsibility during the pandemic

In 2021, Nordax continued to monitor carefully trends relating to customer payment patterns, but did not identify any deterioration in this respect arising as a result of the pandemic. Thus there has been no need to activate special payment relief programs as was the case in the earlier stages of the pandemic in 2020. However, those additional resources that were assigned to our customer service organization in 2020 have remained in place during 2021 to ensure that we are able to work together with our customers to find solutions when requested. If a customer finds themselves facing difficulties in making payments, this is a

problem for the Bank. However, the problem is always far more dramatic for the individual. Nordax has a significant corporate social responsibility to ensure that the best possible solution is secured for each individual customer in each given case, and this is especially true during such challenging times. Nordax's responsible approach continues to be evidenced by the fact that the repayments team at Nordax achieved a customer satisfaction rating of 93% in 2021.

Generally, an important aspect of responsible lending is ensuring the provision of good service to those customers who find themselves encountering payment difficulties for any reason at all. The lender has a far-reaching responsibility to work to find a suitable solution. However, the most common cause in these situations are unexpected personal events such as a divorce or being laid off from one's job.

Ambitions, KPIs and relating to the UN's Sustainable Development Goals

Nordax is currently the leading player in the Nordic market in terms of credit assessment expertise. Nordax's goal is to ensure that credit losses do not exceed 2%. In 2021, credit loss levels were 2.1% (1.6%). The fact that this outcome was above the target was due to technical accounting reasons related to the acquisition of Bank Norwegian. Nordax's Swedish operations reported credit loss levels well below the target.

An important metric in determining Nordax's capacity to deal with its customers in a way that is responsible and focused on their needs is via the use of a "Customer Satisfaction Score" (CSAT), where the Company's Swedish operations has the continuous aim of ensuring that it is always among the top three firms in the industry.

In 2021, Nordax as a whole achieved an average CSAT of 91% (92%), which corresponded with 4th place in the industry. Nordax's Swedish operations also has the ambition for every employee in the Company to undergo training on Nordax's processes on an annual basis in order to prevent and counteract Nordax's business from being exploited for the purposes of money laundering and other forms of financial criminality. In 2021, 100% (99.4%) of the Company's staff took the training program offered by the AFC unit.

Nordax's efforts in the fields of financial inclusion and responsible lending are connected to the UN's Sustainable Development Goal no. 8 relating to decent working

conditions and economic growth, and more specifically to target 8.10 "Strengthen the capacity of domestic financial institutions to encourage and expand access to banking, insurance and financial services for all."

Nordax's ambition in its efforts to combat financial crime is connected to the UN's Sustainable Development Goal no. 16 relating to peace, justice and strong institutions, and specifically to target 16.4 to "combat organized crime and illicit financial and arms flows."

SUSTAINABLE ORGANIZATION

Developing a sustainable organization is an important area of focus for Nordax. This is essentially a case of future-proofing the Company by ensuring that it attracts and retains the right expertise, that engagement and leadership are both strong, that succession planning is in place for business-critical roles, and that Nordax is perceived to be a modern, equal and diverse organization. This also means that the organizational structure must be effective in terms of managing inherent risks and opportunities, as well as ensuring that business processes and the IT environment interact in a cycle of feedback and improvement.

Leadership and commitment

Committed employees are an absolutely vital success factor in Nordax's efforts to be a sustainable organization. Nordax's operations in 2021 continued to be affected by the coronavirus pandemic. While 2021 began as 2020 had ended, Nordax's Swedish operations returned to the office in September in line with its new flexible approach to work, known as "Hello Future," which was drafted in 2020. However, in December the business returned to conducting the vast majority of its business on a remote basis following the new, high levels of infection.

Despite the uncertainty and rapid change that 2021 entailed, we have managed to maintain high levels of commitment among our staff. All employees continue to retain access to "work from home kits" that contain everything from essential equipment to external coaching and ergonomic support, and there has been a high degree of focus on training in the areas of co-leadership and leadership. Finally, 2021 saw the establishment of a new, even stronger induction program for new-hires. During the course of the year, 6 editions of this program have been run and feedback has been good.

Ambitions and KPIs

Given that employees commitment is an established success factor for the Bank, Nordax's ambition in its Swedish operations is to have a leadership index rating in excess of 85% and levels of employee engagement exceeding 80%. The result from the Company's quarterly measurements in these indices in Q4 2021 were 88 and 85 respectively.

Nordax also monitors its Employee Net Promoter Score (eNPS) on a continuous basis. This score measures to what extent our employees would recommend Nordax as an employer. During the year, the eNPS for Nordax's Swedish business increased from 45 during Q4 2020 to 46 during Q4 2021, which remains a high score when compared with the rest of the industry.

During the year, a key focus for Nordax has been to minimize staff turnover. Nordax's Swedish operations have the ambition for its employee turnover to be less than 20%. The employee turnover rate in 2021 was 19.5% (21.3%).

Equality and inclusion

As part of its desire to be an attractive, modern company, Nordax's holds the ambition for its employees to feel that they receive competitive and fair remuneration, and that staff should have a fair opportunity to achieve a reasonable work-life balance. This is supported by the shortened working hours adopted by the business in Sweden. Diversity issues are important to Nordax in order for the Company to be able to utilize the benefits of diversity and inclusion, while also ensuring that we can respond to our customers across our range of markets.

Our efforts to broaden diversity is supported via measures such as our evidence-based recruitment platform which was successfully rolled out in 2019.

Ambitions and KPIs

It goes without saying that Nordax values equality and considers all people to hold equal value, and this is an important area for the Bank in terms of its ambitions. This year's salary survey for the Swedish business shows that women receive on average 99 percent (101) the salaries of men.

Furthermore, Nordax also holds the ambition of ensuring that the various layers in the organizational structure are equal and it therefore engages in continuous monitoring of the gender proportions in the Company. The proportion of women in the Swedish business operations amounts to

55%, while the proportion in leadership roles is 48%.

Nordax's ambition here is linked to Goal No. 5 of the ambitious and transformational vision of the UN's Sustainable Development Goals, and specifically to targets 5.1 "End all forms of discrimination against all females everywhere" and 5.5 "Ensure women's full and effective participation and equal opportunities for leadership at all levels of decision-making in political, economic and public life."

IT and information security

In many cases, Nordax's financial services constitute a vital cog in our customers' personal finances, and they also rely on the availability of these via a range of channels. They also entrust us with sensitive personal data about their financial situation. In order to administer the trust that our customers place in us, it is essential that we have appropriate IT systems in place, as well as ensuring that these are delivered reliably and securely.

In order to meet our customers' expectations and ensure that we remain a sustainable business in the long-term, Nordax's Swedish business operations is currently engaged in intensive modernization of its IT systems. The main core banking systems are being upgraded to new, modern versions and we are expanding the digital channels that our customers encounter. Internally, this efforts will result in lessened complexity which will ensure the more secure, quicker delivery of services. The change to the core banking system has continued throughout 2021 with a number of milestones achieved, but work will continue in 2022.

Information security is another area subject to our continuous focus as the threats posed to the banking sector are constantly in flux and developing. In 2021, Nordax has allocated further resources to this area to continue strengthening its work in this regard. This has enabled the implementation of several important initiatives, such as the launching of secure customer messaging, to increase security and also adhere to the increased requirements in this area as stipulated by the regulatory authorities.

In order to economize, Nordax applies a well-developed prioritization process in the case of both major projects and minor changes, involving the parties that have requested the change and other affected parties within the organization. Priority is given to regulatory requirements, while commercial initiatives are prioritized based on the extent of the forecast commercial benefit.

Ambitions and KPIs

Nordax's Swedish operations held the ambition in 2021 to have completed the migration of its loans personal banking customers to a new banking system. This goal was achieved and the ambition is now to complete the Bank's migration of its core banking system in the years to come. In the field of information security, Nordax must meet the requirements that are imposed on the Bank by new legislation and regulations, and we must meet our customers' expectations that we will process all data that they entrust to us securely. During the course of 2021, Nordax rolled out an updated information security program on behaviors relating to and the management of information security within the Bank.

Processes

Nordax's Swedish operations applies a process-oriented approach to its work which is based on the financial products that we offer on the market. We consider this to be the most customer-oriented and efficient approach to our work in order to meet the demands and expectations that we encounter from the market, our customers and other stakeholders. A process-oriented approach to work allows us to view the entire workflow across organizational boundaries and identify how different parts affect each other. It also provides clarity on how specific employees' duties contribute to the bigger picture, and helps to create value for our colleagues and ultimately for our customers.

Nordax's Swedish business has also surveyed and documented the most significant processes within the Bank, which are primarily composed of the processes that create the majority of the products that we offer to the market – consumer and personal loans, mortgage loans, equity release mortgages and savings accounts. Each process has one process owner appointed to manage it, and this individual is tasked with exercising commercial responsibility for the process while also taking responsibility for ensuring that the process is sustainable. This responsibility is satisfied by ensuring that all processes have in place a plan to guarantee continuity and recovery in the event of disruption or interruptions. Additionally, the process owner is responsible on a continuous basis for identifying and assessing the risks of the process not functioning as intended, and for managing these risks, for instance via controls. This risk management process is an integral part of Nordax's comprehensive risk management framework.

Ambitions and KPIs

Nordax must update and test its plans for continuity of and recovery in the event of disruption or interruptions to all significant processes, and this should be done on an annual basis. Furthermore, the Company must conduct an annual risk analysis for each significant process to identify and manage process-related risk. Everything stipulated above was completed according to plan in 2021.

Healthy operations via governance and control

Nordax works continuously to comply with regulations and ethical standards, manage and minimize risks and to maintain a healthy corporate culture in relation to all ethical issues.

Nordax has developed a clear framework pertaining to ethical issues in general. This incorporates issues such as conflicts of interest, remuneration, corruption, incident management and customer complaints, whistleblowing, and conduct in the financial market and vis-à-vis the customers. The ethical framework has been communicated to all employees who also undergo training on a continuous basis. Nordax has also developed a code of conduct based on its ethical framework.

Furthermore, Nordax has developed more detailed rules, processes and training that apply to specific areas incorporated into the ethical framework.

Nordax advocates transparency and encourages its employees to report any observations regarding suspected irregularities or unethical or illegal behavior within Nordax. Nordax's employees should always feel that there is someone for them to turn to regardless of what such a report relates to, which is why the Bank has multiple reporting channels. Employees are also able to submit reports anonymously via Nordax's whistleblowing process.

All cases that are reported are investigated with immediate effect and appropriate measures are implemented.

We seek to avoid conflicts of interest within Nordax insofar as this is possible. If conflicts of interest do arise in spite of this, then there are clear procedures in place for identifying and managing these at different levels within the Bank.

Having a fully functioning approach to risk management is

a fundamental prerequisite for any player in the financial market if they are to succeed. Nordax's Swedish operations has established an Enterprise Risk Management (ERM) framework. Instead of managing individual risks separately across different departments or risk areas, the ERM seeks to ensure that all financial, operational and strategic risks in the Company are managed uniformly, and that the common risk strategy permeates the entire organization. The ERM creates the conditions to enable every layer within Nordax to take responsibility for risk management, which allows for quicker, more efficient, and a more conscious decision-making. This uniform approach to risk management also ensures an comprehensive and holistic view of the risks that Nordax is exposed to. The ERM also provides assistance when making strategic decisions as the types and level of risk that the Bank is willing to accept are based on the overall strategic and financial goals of the Bank.

Ambitions and KPIs

Nordax's ambition is to maintain healthy operations by means of good governance and control. In 2021, the Company has continued to develop and integrate both its ethical framework and risk management framework into its business operations. Intensive efforts have also been made to strengthen governance and maturity in relation to the acquisition of Bank Norwegian and these efforts will continue unabated in 2022.

Nordax's framework for ethical issues is linked to the UN's Sustainable Develop Goal no. 16 and specifically its target 16.5 "Substantially reduce corruption and bribery in all their forms."

Environmental impact

Nordax's business has a relatively limited carbon footprint. The areas in which Nordax has an environmental impact are the consumption of paper via in the information on our products provided to customers, as well as the consumption of energy in our offices. Nordax's Swedish operations has in recent years undertaken a number of initiatives in order to digitalize and automate aspects of its business. Lower paper consumption results in reduced carbon dioxide emissions and a more environmentally friendly and sustainable result.

In addition to the "green lease agreement" and eco-friendly illumination, which were initiated in 2020, Nordax has also signed a new eco-friendly electricity contract which took effect at the beginning of 2021.

Ambitions and KPIs

Nordax's ambition is to continue to undertake carbon off-sets for its paper consumption, while also maintaining both its green lease agreement and an eco-friendly electricity contract.

Nordax's ambitions are connected to the UN's Sustainable Development Goals nos. 7 "Ensure access to affordable, reliable, sustainable and modern energy for all" and 13 "Take urgent action to combat climate change and its impacts".

HOW DO WE SUPPORT SUSTAINABILITY EFFORTS?

Membership

Both Nordax and its Bank Norwegian subsidiary are members of the UN Global Compact and have therefore made a commitment to work on the basis of the ten principles of corporate sustainability. These principles relate to the areas of human rights, fair working conditions, the environment and the prevention of corruption. In addition to ongoing efforts around these principles, membership also entails the preparation of an annual update and status report

Policies

The sustainability policy applicable to Nordax's Swedish operations describes the Company's overall corporate governance that is to take place in relation to sustainability and the Company's selected areas of focus. The policy emphasizes the importance of sustainability being integrated into strategic development and day-to-day business activities. This also sets out to identify and manage risk. Other policies relating to Nordax's sustainability efforts are listed below:

- Policy regarding ethical standards
- General Credit Policy
- Policy on diversity and assessment of suitability of directors and key function holders

- Policy regarding Work Environment and Safety
- Remuneration Policy
- Financial Crime Policy
- Complaints Management Policy
- Outsourcing Policy
- Privacy Policy
- Information Security Policy
- Code of Conduct/Uppförandekoden

The above-mentioned policies are well integrated in Nordax's core business and are linked to the overall focus areas regarding financial inclusion, responsible lending a sustainable organization. Through the clear connection to the daily work, these policies are implemented in a natural way and the follow-up thus takes place continuously in the day-to-day operation. In addition, each policy undergoes an annual update to keep it as current as possible. The outcome of this integrated model is illustrated, for example, by the key figure follow-up that take place during the year. An example is Nordax's low credit loss level, where the outcome is a result of clear guidance towards responsible lending and the good and increasing outcomes related to staff well-being, which in turn are result of our focus on a sustainable organization.

The following summary sets out an overview of key figures for Nordax's operations excluding Bank Norwegian. In 2022, work will be undertaken to strengthen and harmonize these key figures together with Bank Norwegian. However, we can already see that there are many common points of contact between the companies across practically all areas of mutual focus. Examples of this include our clear focus on responsible lending, data security, customer communications, working environment legislation, staff well-being and diversity and equality.

KEY FIGURES	2021	2020
Financial inclusion and responsible lending		
Credit loss level, % (excl. initial effects of acquisition of Bank Norwegian)	0.7	1.6
General satisfaction, customer service by telephone, Brights surveys (index 0-100)	91 %	92 %
Sector ranking, customer service survey via Bright	4	topp 3
Average salary for personal borrowers	40 TSEK	39 TSEK
Proportion of homeowners, personal loan borrowers	68%	66%
Average balance personal loans	172 TSEK	196 TSEK
Average age personal loans	45	50
Customer complaints	112	133
Complaints to the National Board for Consumer Disputes in Sweden, the Norwegian Financial services Complaints Board in Norway and the Consumer Disputes Board in Finland	11	6
Employees who have undertaken Work Environment Act training	100%	99%
Sustainable organization		
Commitment index, employees (Scale 0-100) (Q4)	85	84
Leadership index, employees (Scale 0-100) (Q4)	88	87
eNPS (Scale -100 to + 100) (Q4)	46	45
Number of employees, total at year end	393	351
Result of salary survey	99%	101,0%
Employee turnover (12 months rolling bases)	19,5%	21,3%
Gender distribution, total (men/women), %	45/55	40/60
Gender distribution, managers (men/women), %	52/48	54/46
Gender distribution executives (men/women), %	50/50	50/50
Gender distribution Board of Directors (men/women), %	86/14	86/14
Sick leave, %	5.60%	3.37%
Efficient use of resources		
Electricity to the office, kWh ¹	167,969	158,941
Paper consumption, printed matter, customer communication etc, tons	130	158
Paper consumptions, printed matter, customer communication etc, CO2e, tons	39	47

¹ In 2021, electricity consumption increased compared with 2020, primarily due to Nordax's expansion of its office premises in April 2020 by an area of approximately 420 m².

Director's report 2021

NORDAX BANK AB (publ)

Operations

ABOUT THE GROUP

Nordax Bank AB (publ) (corporate identification number 556647-7286), with its registered office Stockholm, registered address PO Box 23124, 104 35 Stockholm, Sweden, telephone number +46 8 508 808 00, www.nordaxgroup.com, hereinafter referred to as Nordax, is a wholly-owned subsidiary of Nordax Group AB (publ) (corporate identification number 556993-2485), with its registered office in Stockholm. Nordax Group AB's (publ) owner is Nordax Holding AB (publ), which is primarily owned on a direct and indirect basis by Nordic Capital Fund VIII, Nordic Capital Fund IX and Sampo Oyi. As at December 31, 2021 Nordax Group AB (publ) controls 100 percent of shares of the Company. This is Nordax's eighteenth fiscal year.

The Nordax Bank Group consists of Nordax Bank AB (publ), Bank Norwegian ASA and its subsidiary Lilienthal Finance Ltd., as well as Svensk Hypotekspension AB and its affiliated subsidiaries Svensk Hypotekspension Fond 2 AB, Svensk Hypotekspension Fond 3 AB (publ), Svensk Hypotekspension Fond 4 AB (publ) and Svensk Hypotekspension 5 AB (publ). Additionally, it includes Nordax Sverige AB, Nordax Sverige 4 AB (publ), Nordax Sverige 5 AB (publ), Nordax Nordic 2 AB and Nordax Nordic 4 AB (publ).

ACQUISITION OF BANK NORWEGIAN

On July 14, 2021 Nordax made a recommended voluntary cash offer to acquire all outstanding shares of Bank Norwegian ASA ("Bank Norwegian" and the "offer") for a cash consideration per share of NOK 105, which amounted to a total consideration of approximately NOK 19.6 billion for all shares of Bank Norwegian. The offer acceptance period expired on October 15, 2021. On October 20, 2021 Nordax announced the final result of the offer was that Nordax had obtained acceptance, acquired or conditionally agreed to acquire a total of approximately 95.6% (178,665,254 shares) of the shares and voting rights in Bank Norwegian. The payment stipulated in the offer was paid on November 2, 2021. Following the close of trading on the Oslo Stock Exchange on November 3, 2021 all shares of Bank Norwegian not owned by Nordax were subject to compulsory redemption. Nordax thus became the owner of 100% of all shares and voting rights in Bank Norwegian on November 3, 2021. Nordax subsequently applied to delist Bank Norwegian's shares from the Oslo Stock Exchange and Bank Norwegian's shares were delisted on November 15, 2021 following the Oslo Stock Exchange's decision.

The acquisition has brought together two innovative businesses with a plethora of complementary strengths and products. In addition to its existing products and markets, Nordax thus now offers credit cards and new lending in Denmark, Germany, and Spain. The plan is to challenge the established bank and continue to grow as northern Europe's leading specialist bank.

THE FOCUS OF OUR BUSINESS

On January 27, 2004 Nordax Bank AB received a license to operate as a credit institution engaged in financing activities. On December 5, 2014, Nordax was granted permission by the Swedish Financial Supervisory Authority to engage in the banking business in accordance with the Swedish Banking and Financing Business Act and changed its name to Nordax Bank AB (publ).

Via a centralized business model and organization based in Stockholm, Nordax conducts cross-border banking operations in Sweden, Norway, Denmark, Finland, and Germany in accordance with Directive 2013/36/EU of the European Parliament and of the Council of 26 June 2013 on access to the activity of credit institutions and the prudential supervision of credit institutions and investment firms.

Via the Nordax subsidiary Bank Norwegian ASA, which is regulated by the Financial Supervisory Authority of Norway, banking operations are conducted both domestically in Norway and on a cross-border basis in Sweden, Finland, Denmark, Germany, and Spain in accordance with the above Directive.

Nordax's main business consists of conducting lending to individual consumers in the Nordic countries, Germany, and Spain. Although Nordax previously had limited operations in Germany, it was only in 2021 that it embarked upon new lending in these markets outside of the Nordics via its subsidiary Bank Norwegian. Its lending consists of unsecured loans capped at an amount corresponding to SEK 600,000, NOK 600,000, DKK 400,000, or EUR 60,000. Secured home lending products, i.e. loans with a mortgage on a residential home have also been offered in Sweden since 2018, and such loans were introduced in Norway in 2019. Nordax also offers equity release mortgages to the over-60s via its wholly-owned subsidiary Svensk Hypotekspension, which was acquired in January 2019. Since November 2021, Nordax's subsidiary Bank Norwegian has also offered credit

cards in the Nordic countries, Germany and Spain.

Nordax also offers savings accounts to individual consumers in Sweden, Norway, Finland, Germany, Spain and the Netherlands. Deposits via savings accounts constitute part of Nordax's diversified financing platform, which also comprises securitizations (otherwise known as asset-backed securities), financing backed by security from international banks, bonds, shareholder equity and subordinated liabilities.

DEVELOPMENT OF BUSINESS VOLUMES DURING THE YEAR

Consumer and personal loans, and credit cards

Nordax continued to show stable growth in consumer loans, with increased growth during the fourth quarter. Over the year as a whole, underlying volumes increased by SEK 3.7 billion, compared with 2020. In addition to organic growth, the acquisition of Bank Norwegian added SEK 24.6 billion to the personal lending volume.

Nordax also added credit card volume in the amount of SEK 10 billion during the quarter.

The total volume of lending and credit cards to retail customers amounted to SEK 58.0 billion as at December 31, 2021 (17.8 billion as at December 31, 2020).

Mortgage lending for housing

In 2018, Nordax launched its home loan product to the Swedish market. The main target group is customers with some form of non-standard employment, such as the dependent self-employed and gig workers, e.g. those employed for a project, part-time, or temporarily. By means of credit assessments and personalized contact with customers have made more loan approvals possible in this customer group, members of which are often denied credit by the major banks despite their stable finances. Interest in the product has been substantial and new lending continues to develop positively.

At the end of Q1 2019, Nordax also launched its home loan product also in Norway. As in Sweden, the target group in Norway is customers falling outside the tight restrictions imposed by the major banks.

New lending has continued to see a positive trend in both

Sweden and Norway, with the total mortgage portfolio amounting to SEK 5.1 billion as at December 31, 2021 (3.2 billion as at December 31, 2020).

Equity Release Mortgages

The portfolio has continued to develop well during 2021 thanks to stable new lending. The market for equity release mortgages has good potential for development and Svensk Hypotekspension (SHP) has a strong brand profile within the customer base with a continued great customer interest. The total volume of equity release mortgages amounted to SEK 7.6 billion as at December 31, 2021 (6.6 billion as at December 31, 2020).

Portfolio development

Total deposits amounted to SEK 70.7 billion as at December 31, 2021 (27.7 billion as at December 31, 2020). In addition to the consolidation of the subsidiary Bank Norwegian, the increase in lending is mainly explained by the good development in consumer loans.

In October and November, Nordax launched its operations in Spain and Germany via its subsidiary Bank Norwegian. Its offering is a portfolio of the same products that are available in the Bank's other markets: personal loans, savings accounts and credit cards. As is the case with its other operations, the business operations are run on a cross-border basis from its head office in Norway.

PROFIT/LOSS AND PROFITABILITY

The Group

The operating profit/loss for 2021 (January–December) amounted to SEK -33 million (704 million). This decrease is partly due to technical accounting reasons relating to credit losses connected to the acquisition of Bank Norwegian, and partly due to increased costs related to the acquisition.

The net interest income for 2021 (January–December) amounted to SEK 2,532 million (1,753 million). Net interest income increased primarily as a result of the acquisition and consolidation of Bank Norwegian, but also thanks to growth in lending. However, net interest income was affected negatively by increased costs related to the financing of the merger.

Credit losses for 2021 (January–December) amounted to SEK -1,013 million (-416 million), equivalent to 2.1 percent

(1.6) of average lending. The primary reason for the large increase in credit losses was previously reported credit loss reserves in Stage 1 and Stage 2 in Bank Norwegian, which upon acquisition represented the majority of an initial impact of SEK 537 million in technical accounting adjustments.

Operating costs for 2021 (January–December) amounted to SEK –1,650 million (–694 million). Though this increase is primarily due to the acquisition and consolidation of Bank Norwegian, increased investments in the business operations, and a comparative period that was affected by specific cost savings relating to lower levels of activity in connection with the coronavirus pandemic, also contributed to the increase. The Bank Norwegian acquisition process had a negative impact on costs during the period in the amount sum of approximately SEK 563 million.

Parent company

The operating profit for 2021 (January–December) was SEK 1,061 million (618 million), an increase that was due in part to lower credit losses and improved net interest income, though offset by increasing general administrative costs.

Net interest income for 2021 (January–December) amounted to SEK 1,481 million (1,363 million). Net interest income increased once again thanks to growth in lending. However net interest income was negatively affected by an increase in liquidity related to the acquisition of Bank Norwegian.

Credit losses for 2021 (January–December) amounted to SEK –213 million (–416 million), equivalent to 0.9 percent (2.0) of average lending. Credit losses were reduced as a result of low delinquency levels, continued good ability to pay among customers and the comparison period being affected by extraordinary provisions relating to the coronavirus pandemic.

Operating costs for 2021 (January–December) amounted to SEK –809 million (–635 million). This increase is primarily due to increased investments in the business and costs associated with the acquisition process. Costs for 2020 were also affected by specific cost savings relating to lower levels of activity in connection with the coronavirus pandemic. The Bank Norwegian acquisition process had a negative impact on costs during the period in the amount of SEK 63 million.

DEPOSITS AND SAVINGS

In May, Nordax also began to accept retail deposits in the Netherlands. These deposits are accepted in partnership with Raisin GmbH, with whom Nordax already cooperates with in relation to German deposits. Akin to the other countries in which Nordax operates, these business operations are taking place on a cross-border basis from Nordax's office in Stockholm.

Deposit inflows have remained strong during the period and as at December 31, 2021 total deposits stood at SEK 67 billion (24.2 billion). This large increase is a result of the Bank Norwegian acquisition.

BORROWING

In April, Nordax further strengthened the Group's position in terms of liquidity and finance when Nordax's subsidiary Svensk Hypotekspension raised new bilateral warehouse financing worth SEK 3 billion via its subsidiary company Svensk Hypotekspension 5 AB (publ).

In July, Nordax subsidiary Nordax Sverige 5 AB (publ) also raised new bilateral secured warehouse financing in the amount of SEK 3 billion via an international bank.

On October 29, 2021 Nordax Holding AB (publ) issued SEK 1,400 million floating rate additional Tier 1 instruments (unlisted) and SEK 650 million in floating rate callable Tier 2 bonds (unlisted) 2021/2031, which were subscribed to by external bondholders and were issued for the purposes of funding the acquisition of Bank Norwegian. Subsequently, Nordax Group AB issued both the Tier 1 instrument and Tier 2 bond in corresponding volumes and on equivalent terms which were subscribed to by Nordax Holding AB, while Nordax Bank AB did likewise with Nordax Group AB as subscriber.

CONTRIBUTION FROM SHAREHOLDER

See change in equity for the contribution received from shareholders in connection with the acquisition of Bank Norwegian.

CREDIT RATING

In June, Nordax received an investment grade rating from

Nordic Credit Rating (BBB, stable outlook). This credit rating was then also confirmed during October in connection with the Bank Norwegian acquisition.

On December 7, S&P Global Ratings slightly lowered its long- and short-term credit ratings for Bank Norwegian ASA to BBB-/A-3 (positive outlook) from the previous ratings of BBB/A-2.

CAPITAL AND LIQUIDITY

Nordax's consolidated situation comprises a very good position in terms of both capital and liquidity. See note 4, Section information on the Group structure.

As at December 31, 2021 Common Equity Tier 1 Capital Ratio amounted to 16.21% (16.24%), the Tier 1 capital ratio amounted to 18.75% (16.24%) and the total capital ratio was 20.83% (17.19%).

The leverage ratio was 10.78% (10.20%). Due to the acquisition of Bank Norwegian, the consolidated situation's capital base has been strengthened via the issue of minority Tier 1 capital and minority Tier 2 capital, as well as shareholder contributions. See note 4 section Capital adequacy analysis.

As at December 31, 2021 the consolidated situation's liquidity reserves amounted to SEK 27.8 billion (4.1 billion). The large increase is mainly due to the acquisition of Bank Norwegian, whose contribution amounted to SEK 22.7 billion. The liquidity reserve consisted primarily of covered bonds and investments in Nordic banks. The liquidity coverage ratio (LCR) was 124% (472%). This decrease is primarily due to Nordax not including the excess liquidity of its subsidiary Bank Norwegian in the consolidated LCR. For further details about the LCR measure and its calculation, see Note 4 Capital adequacy analysis and the information on liquidity risk section.

The net stable funding ratio (NSFR) for the consolidated situation amounted to 135% (120%).

For further details about capital and liquidity, see Note 4 Capital adequacy analysis.

OTHER EVENTS

It remains the case that Nordax has not noted any deterioration in its customers' payment patterns as a result of the coronavirus pandemic, and the Company's operating profit/loss has not been materially affected by the situation. However, there remains uncertainty due to the ongoing spread of infection and associated real economic impacts.

SIGNIFICANT EVENTS AFTER BALANCE SHEET DATE

In February 2022, the tense situation in Ukraine escalated into a full-scale war with the Russian invasion. In addition to the dire situation of the Ukrainian people and the destruction and refugee flows that this entails, this action means that there is great uncertainty in both the financial and the real economic markets, through, among other things, rapidly rising energy and fuel prices. It is still difficult to assess how this will affect Nordax's operations and no concrete effects have yet materialized in terms of lending volumes or repayment patterns, but there is a risk that this is something that may affect the continuation of 2022 and subsequent years. This development is something Nordax follows through scenario analyzes and risk assessments.

After the end of the period, Svensk Hypotekspension AB has through the subsidiary Svensk Hypotekspension 5 AB (publ) raised new bilateral secured financing of SEK 1.75 billion with an international bank. The new financing further strengthens the Group's liquidity and financing position.

The subsidiary Bank Norwegian has decided on a dividend of NOK 719.6 million, which will be paid at the end of April to Nordax Bank

Risk and risk management

RISK MANAGEMENT FRAMEWORK

Nordax has established a risk framework for the Bank and the Group that ensures the healthy and efficient management of risks and control of operations.

Value creation risk management

Nordax strives to maintain a risk management framework for the Bank and Group that creates value in its business. In addition to the risk management framework, a healthy risk culture is necessary in order for Nordax and the Group to be able to implement their business plans and strategies. Nordax's risk culture encompasses respect between colleagues and vis-à-vis customers, investors and other external stakeholders. An important aspect of Nordax's risk culture is a high level of risk awareness, as well as upholding a responsibility for value creation. Nordax and the Group take clear ownership of risks and likewise take clear responsibility in terms of managing those risks.

Nordax and the Group have established a risk management process consisting of:

- identification and assessment;
- management and mitigation;
- monitoring and control
- reporting

Nordax and the Group use a three lines of defense model. This model creates a clear distribution of responsibilities and distinguishes between functions that:

- own risks (first line of defense);
- monitor, control and support (second line of defense);
- conduct independent reviews (third line of defense)

The model with three lines of defense is also an effective way to manage regulatory requirements, ensure that internal rules are observed and that any breaches are quickly identified and efficiently mitigated.

Risk appetite and risk limits

Nordax's and the Group's risk appetites are defined in a framework consisting of qualitative risk appetite formulations that are specified via quantitative risk limits at both the Board of Directors and senior management levels. The risk appetite framework also incorporates roles, responsibilities, escalation procedures and reporting procedures in the event that these limits are exceeded.

The responsibility for continuously monitoring levels of exposure in relation to the risk limits lies with the risk owner. Nordax's independent risk control function monitors levels of exposure on a monthly basis in relation to all risk limits and reports their findings to the CEO and management team. Nordax's Board of Directors also receive corresponding reports in relation to Board limits for Nordax and the Group as a whole on at least a quarterly basis. In event that these limits are exceeded, such violations are escalated on an immediate basis to Risk Control, the CEO, and – in the event of Board limits – to the Board of Directors.

Development of risk management

In 2021, Nordax prepared and completed the acquisition of Bank Norwegian, which represented the biggest project ever undertaken by Nordax in its history. Nordax has adapted and updated its governance model and its risk management framework and risk appetite. This has included the addition to and amendment of governing documents, the updating of risk taxonomies and risk appetites to suit both the existing business activities and the risks assumed by the new Group. The rapid increase in size and complexity of the business operations has been matched with changes in risk assessments, model risk management and new processes and tools for risk control and compliance purposes.

Nordax's updated risk taxonomy now includes:

- Aggregate risk
- Credit risk
- Market risk
- Liquidity risk
- Operational risk
- Financial crime
- Compliance risk
- Business risk

Nordax manages risks related to the environment, social responsibility and corporate governance based on the risks listed above.

Credit risk

Nordax and the Group's credit risk consists of the fact that customers, counterparties and issuers are sometimes unable to pay in accordance with payment schedules. Nordax and the Group's primary exposure to credit risk arises from consumer lending, credit cards, domestic mortgages, equity release mortgages, investments and derivative agreements that have been entered into.

Nordax and the Group's issued credit is diversified across markets and segments to balance risk against expected returns, which provides for long-term sustainable risk-adjusted returns. Unsecured lending is supported by robust and precise credit processes, which is why Nordax is able to operate in a segment typified by higher risks while assuming lower risks itself. Nordax and the Group continuously monitor credit risks and credit risk trends in their portfolios via statistical analysis, as well as by regular validation of its credit risk models. Furthermore, analyses and segmentations pertinent to the credit risk and its development are carried out on an ongoing basis. The results of these analyses then form the basis of the continuous credit risk assessment, as well as the foundations of developments in and changes to credit risk models.

Nordax residential mortgages are medium risk based on the fact that they are offered to customers regardless of employment form and are customized to the needs of customers. Risk relating to residential mortgages is also managed via the deployment of robust and precise credit processes and individual assessments, as well as Nordax's policy of only accepting high quality collateral. Nordax and the Group have a low risk appetite in relation to investments of their liquidity. Funds should preferably be invested with institutions benefitting from high credit ratings and in secured assets such as sovereign debt and covered bonds. Investments are diversified to also contribute to a reduction in overall risk.

Market risk

Nordax's exposure to market risk arises as a natural result of the nature of the business and consists primarily of interest rate risk, price risk and currency risk. Nordax and the Group manage their market risk by selecting currencies, interest rates and maturities pertaining to their assets and liabilities. Derivatives are used to reduce risk exposures. Nordax and the Group can accept market positions that arise from strategic investments. In principle, management of market risk should be characterized by low levels of risk and efficient use of capital.

Liquidity risk

Nordax and the Group have a low risk appetite in terms of liquidity risk. Nordax manages Liquidity risk via the well-balanced selection of a combination of assets and liabilities distributed across a mix of desired terms and currencies. In light of the fact that Nordax and the Group invest in low risk assets, it is expected that these can be sold at reasonable prices even in a distressed situation. Nordax and the Group

monitor and forecast their measures of LCR (liquidity coverage ratio) and NSFR (net stable funding ratio) to ensure that these are achieved both in the short- and long-term.

Operational risk

Nordax and the Group have a low risk appetite in terms of operational risks. However, all areas of Nordax's and the Group's business are exposed to operational risks. These risks are related to human error, processes, information security, legal risks and external factors. To manage and minimize these operating risks, various tools and processes are used, such as self-assessments, incident management, continuity and crisis management, control testing, monitoring of risk indicators and the approval process for new products, services and processes

Financial crime

Nordax and the Group have a low risk appetite in relation to financial crime as this not only causes harm to Nordax and the Group but to the entire financial system. Financial crime includes money laundering, terrorist financing, violations of international sanctions, fraud, bribery, and corruption. Nordax works to identify and manage these types of risks via analysis of its business for inherent risks and subsequent management of these. This can include monitoring transactions, identifying lending patterns, and maintaining comprehensive processes for the analysis and approval of customers prior to embarking upon a business relationship.

Compliance risk

Nordax has low risk appetite in terms of compliance risks. Compliance risk constitutes the risk that the Company does not comply with applicable internal and external regulations and the risk that internal governance procedures are inadequate. Nordax and the Group manage compliance risk by following regulatory developments via a process to identify, evaluate and implement the requirements that are mandated by new and amended regulations. Nordax has also developed its own processes and procedures to regularly check compliance with internal and external regulations in day-to-day operations.

Business risk

Nordax and the Group ensure that the business model is sustainable in the long-term via the creation of competitive products and services. Given the good adaptability of Nordax and the Group to technological, customer and market change, Nordax and the Group are able to have a higher appetite for risk relating to business risks. Business risk is the selection of strategies for the business, the implementa-

tion of projects, and reputational and brand risk. Nordax is in an expansive stage and has a stated strategy to grow the business, establish new products, and win market share. This expansion is taking place at a time when the financial market is undergoing change in terms of technological solutions, regulatory requirements and customer behavior and expectations. Nordax has tried and tested processes in place for the management of business risk, both in terms of strategies for effectively reaching the credit markets and in the implementation of projects. Brand risk is the risk of events that could negatively affect the confidence and trust customers, employees and other stakeholders have in the Company. Nordax and the Group counteract this risk via engaging in business in a manner that ensures that the brand is not harmed insofar as it is exposed. This is achieved via a clear focus on responsible lending which permeates the entire Nordax business.

Five-Year Summary

GROUP

KEY FIGURES	2021	2020	2019	2018	2017
Common Equity Tier 1 Capital Ratio, %	16.2	16.2	14.0	17.0	14.7
Return on equity, %	0	18	13	14	19
Return on assets, %	0	1.7	1.1	1.7	2.5
Cost/Income ratio, %	63	38	52	41	37
K/I ratio excludes acquisition costs	41	-	-	-	-
Credit loss level, %	2.1	1.6	1.4	2.7	1.6
Credit loss level in % excluding initial effect upon acquisition	1.0	-	-	-	-
Net interest margin	5.1	6.6	7.0	9.3	9.1
New lending	15,485	9,623	10,815	5,986	4,655
Number of employees	474	329	269	217	191
Summary income statements					
Net interest income	2,532	1,753	1,507	1,325	1,194
Commission income	166	71	74	18	19
Net profit from financial transactions	-68	-10	-11	37	-24
Total income	2,630	1,814	1,570	1,380	1,189
Total operation expenses	-1,650	-694	-821	-571	-440
Credit losses	-476	-416	-286	-380	-209
Credit losses including initial effect at acquisition	-537	-	-	-	-
Operating profit	-33	704	463	429	540
Tax	10	-155	-111	-103	-121
Profit of the year	-23	549	352	326	419
Summary balance sheets					
Lending to central banks	1,924	728	100	-	-
Lending to credit institutions	3,080	1,101	1,152	2,681	1,795
Lending to the general public	70,681	27,656	25,271	15,140	13,488
Bonds and other fixed-income securities	23,318	2,329	3,120	1,187	1,184
Other assets	9,577	1,257	1,345	556	397
Total assets	108,580	33,071	30,988	19,564	16,864
Liabilities to credit institutions	6,609	1,605	3,068	2,831	3,054
Deposits from the general public	67,424	24,180	19,222	11,278	7,511
Securities issued	10,866	3,330	5,105	2,581	3,547
Other liabilities	4,728	604	818	434	457
Equity	18,953	3,352	2,775	2,440	2,295
Total liabilities and equity	108,580	33,071	30,988	19,564	16,864

Proposed dividend

THE FOLLOWING PROFITS ARE AT THE DISPOSAL OF THE ANNUAL GENERAL MEETING:

All amounts in SEK

Retained earnings	12,200,715,000
Provided group contribution	-6,413,000
Tax on group contribution	1,321,000
Net profit/loss for the year	981,978,000
Total	13,177,601,000

THE BOARD OF DIRECTORS PROPOSES THAT THE PROFITS BE APPROPRIATED AS FOLLOWS:

All amounts in SEK

Carried forward to new account	13,177,601,000
Total	13,177,601,000

Group contributions have been received from Nordax Nordic 2 AB in the amount of SEK 50,000 (50,000), from Nordax Sverige 4 AB in the amount of SEK 50,000 (50,000), from Nordax Sverige AB in the amount of SEK 50,000 (50,000) and from Nordax Nordic 4 AB in the amount of SEK 50,000 (50,000), and from Nordax Sverige 5 AB in the amount of SEK 50,000 (0).

Corporate governance report 2021

NORDAX BANK AB (publ)

Introduction

Nordax Bank AB (publ) ("Nordax") has issued transferrable securities that are listed for trading on Nasdaq Stockholm.

The Company is a wholly owned subsidiary of Nordax Group AB (publ), which in turn is a wholly owned subsidiary of Nordax Holding AB (publ) (formerly NDX Intressenter AB). Nordax Holding AB (publ) is controlled by Nordic Capital and Sampo (see also below, in the section "Direct or indirect shareholdings in the Company that represent at least one-tenth of the voting rights for all shares of the Company").

Nordax conducts a banking business and is regulated by the Swedish Financial Supervisory Authority. Nordax complies with the various relevant laws and regulations including the Swedish Companies Act (2005:551), the Swedish Annual Accounts for Credit Institutions and Securities Companies Act (1995:1559), the Swedish Banking and Financing Business Act (2004:297), the Nasdaq Stockholm Nordic Main Market Rulebook for Issuers of Shares, the principles of good corporate governance and business ethics, guidelines for the control of the operations of the Company, and the relevant International Financial Reporting Standards (IFRS).

Nordax Bank is also obligated to comply with a number of regulations and guidelines issued by the Swedish Financial Supervisory Authority and other public authorities such as the European Banking Authority (EBA).

Nordax has prepared this corporate governance report in accordance with the Swedish Annual Accounts for Credit Institutions and Securities Companies Act (1995:1559).

In accordance with the basic principles regarding the governance and organization of limited liability companies, Nordax is governed by its Annual General Meeting, the Board of Directors appointed by the shareholders at the AGM, the Chief Executive Officer (CEO) appointed by the Board and the Board's supervision of Nordax's Management. The auditor appointed by the Annual General Meeting shall present an Auditor's Report its audit of the Company's statutory financial statements and consolidated financial statements, on the appropriation of profits, and on the management of the Company and its activities by the Board of Directors and the Chief Executive Officer.

The most important elements in the company's system for internal control and risk management in connection with the financial reporting

The internal control of financial reporting is based on the six cornerstones of internal control presented below: control environment, risk management, control activities, information and communication, follow-up, and evaluation of and opinion on internal audits.

System of internal control and risk management for financial reporting

Internal control of financial reporting is a process that ensures that the principles established for internal control and financial reporting are complied with, and that the Company's financial reporting is prepared in accordance with the law, regulations, applicable financial reporting standards and generally accepted accounting practice, as well as with other requirements of companies whose transferrable securities are listed for trading in a regulated market.

Control environment

Fundamental to Nordax's control of financial reporting is its control environment described in the Corporate Governance Report, including a clear and transparent organizational structure, clear definition of authorizations and responsibilities and governing documents such as internal policies, instructions and manuals. This also includes the ethical guidelines that are communicated to all employees and represent a fundamental condition for an effective control environment.

Examples of policies, instructions and manuals include the Board's Rules of Procedure, CEO instructions, policy for the risk control function, policy for compliance function, policy for internal audit function and policy for accounting and attestation. Governing documents are evaluated continuously, although at least annually, and are updated as required by reason of new or amended regulations and/or in the event of internal changes in the business.

Another component of the control environment is risk assessment, i.e. identification and management of the risks that can affect the financial reporting as well as the control activities that are designed to prevent, detect and correct errors and breaches.

To assure adequate risk management and compliance with laws, regulations and internal control documents, Nordax's risk management and internal control environment are built on the three lines of defense.

Risk management

Risk management at Nordax, applied to risks associated with financial reporting, takes a proactive and monitoring role with an emphasis on evaluation, controls, and training initiatives. Nordax uses available techniques and methods for managing risk in a cost-efficient way. Risk management is an integral part of business activities.

Internal Control and Risk Management

Control activities

Various control activities are built into the financial reporting process. These control activities include both general and detailed checks designed to prevent, reveal and remedy errors, deviations and any irregularities that may have a material impact on financial reporting. The control activities are produced and documented at the corporate and department levels, on a reasonable level relative to the risk of errors and the effects of such errors. The person responsible in each department is firstly responsible for managing risks that are linked to the activities and financial reporting processes of the department concerned. In addition, a high level of IT security is essential to effective internal control of financial reporting. On that basis, rules and guidelines are in place to ensure the availability, accuracy, confidentiality, and traceability of information in the business systems.

Nordax has developed a governance framework tied to IFRS 9 that comprises a committee meeting chaired by the CFO, where all relevant functions are represented. Moreover, a control framework has been developed where controls for the material aspects of the IFRS 9 process are formalized. The purpose of these controls is to control and verify, for example, inputs and outputs, and to ensure that material prepared for committee meetings has been produced in accordance with the duality principle. The risk control function also has its own controls for two purposes: to control the controls in the first line, and to verify the outcomes. The risk control function also performs regular quarterly validations of the impairment model as defined in IFRS 9.

Information and communication

The Company has information and communication channels intended to support completeness and accuracy in financial reporting. Governing documents in the form of internal policies, instructions and manuals for financial reporting have been made available and known to the personnel concerned via the Nordax intranet, and they are supplemented by descriptions of procedures and processes in place. On-going information, dialogue, training initiatives, and checks are used to ensure that employees are acquainted with and understand the internal system of regulation. The internal system of regulation, consisting of policies, instructions and manuals, supplemented by descriptions of procedures and processes in place, is the most important tool of information provision in securing the quality of financial reporting. The system used for financial reporting encompasses the entire Group as a whole.

The aim of external communications is to provide an accurate picture of Nordax, and is governed by the communication policy. Nordax i.a. holds investor and analyst meetings, and participates in investor seminars.

Measures taken by the Board of Directors to monitor internal control over financial reporting

The measures taken by the Board of Directors to monitor the internal control of financial reporting is performed via i.a. its continuous monitoring of the Company's and the Group's financial position and results, key figures, costs in relation to budget, forecasts, etc., but also via the Board of Directors' review and monitoring of assurance reports by external and internal auditors. The Board of Directors receives monthly financial reports and every Board meeting considers the Company's and the Group's financial position. The Board of Directors and the Board's Audit and Risk Committee also review the quarterly financial reports and the annual report including its statutory financial statements, as well as the observations and conclusions of the external and internal auditors.

Nordax's Accounting and Reporting Department regularly compiles and reports financial and operational figures and analyses to the heads of units, the senior management, and the Board of Directors. Nordax's Accounting and Reporting unit actively monitors income and expenses in relation to the budget and forecast. This work is done in close consultation with the management team and the rest of the organization.

The control functions Risk Control, Compliance and Internal Audit monitor compliance with internal policies, instructions and manuals.

At least quarterly, the Board of Directors is presented with reports from Risk Control and Compliance. The reports include items such as evaluations of the business operations with regard to risk management and compliance and cover the entire organization.

The Group's information and communication channels are monitored continuously by the Board of Directors to ensure their appropriateness in terms of financial reporting.

Evaluation of and opinion on the internal audit

Internal Audit function is appointed by, and reports directly to, the Board of Directors via the Audit and Risk Committee. The role of Internal Audit is governed by the policy on the Internal Audit function, and the function's work is based on an audit plan which is scrutinized annually by the Audit and Risk Committee and adopted by the Board of Directors.

The plan is based on a risk analysis performed jointly with the Risk Control and Compliance functions and the Chair of the Audit and Risk Committee. The work of Internal Audit includes scrutinizing and determining whether systems, internal control mechanisms and routines are appropriate and effective, verifying compliance with current recommendations and at least once a year reporting in writing to the Board of Directors and its Audit and Risk Committee.

Internal Audit has been outsourced to an external party to guarantee quality and independence in evaluation and auditing.

DIRECT OR INDIRECT SHAREHOLDINGS IN THE COMPANY THAT REPRESENT AT LEAST ONE-TENTH OF THE VOTING RIGHTS FOR ALL SHARES OF THE COMPANY

Nordax Holding AB (publ) owns and controls 100 percent of the shares of Nordax Group AB (publ) as at December 31, 2021. In turn Nordax Group AB owns and controls 100 percent of the shares of Nordax as at December 31, 2021. The largest shareholders in Nordax Holding AB (publ) were Cidron Xingu Sarl, Cidron Humber Sarl and Sampo Oyj. Via its direct and indirect holdings, Cidron Humber Sarl owns and controls a total of 34.75 percent of shares and voting rights in Nordax Holding AB (publ), of which 33.13 percent is via direct ownership. Via its direct and indirect holdings, Cidron Xingu Sarl owns and controls a total of 45.18 percent of shares and 45.19 percent of the voting rights in Nordax Holding AB (publ), of which 41.31 percent is via direct ownership. Via its direct and indirect holdings, Sampo Oyj owns and controls a total of 20.01 percent of shares and 20.02 percent of voting rights in Nordax Holding AB (publ), of which 19.07 percent is via direct ownership.

RESTRICTIONS ON HOW MANY VOTES EACH SHAREHOLDER CAN CAST AT THE AGM

The share capital consists of one class, where all shares carry the same rights and shareholders may cast votes for all the shares they own or represent.

PROVISIONS IN THE ARTICLES OF ASSOCIATION ON THE APPOINTMENT AND DISMISSAL OF MEMBERS OF THE BOARD OF DIRECTORS AND AMENDMENT OF THE ARTICLES OF ASSOCIATION

The Articles of Association have no provisions regarding the appointment or dismissal of Members of the Board of Directors, except for one provision on the minimum and maximum number of Members.

A notice convening an Extraordinary Meeting of Shareholders (EGM) at which amendment of the Articles of Association is to be considered must be issued no earlier than six weeks and no later than four weeks before the shareholders meeting. Nordax's current Articles of Association were adopted at the Extraordinary Meeting of Shareholder on March 16, 2018.

THE AGM'S AUTHORIZATION TO THE BOARD OF DIRECTORS TO RESOLVE THAT THE COMPANY ISSUE NEW SHARES OR ACQUIRE ITS OWN SHARES

Prior to and in connection with the acquisition of Bank Norwegian ASA in the fall of 2021, extraordinary meetings of shareholders of the Company approved the new issue of shares against cash payment and the new issue of shares against in-kind contributions. The Annual General Meeting has not authorized the Board of Directors in 2021 to decide that the Company be authorized to issue new shares or acquire own shares beyond this.

Financial reports and notes 2021

NORDAX BANK AB (publ)



Nordax Bank

Consolidated income statement

GROUP

All amounts in MSEK	Note	JAN-DEC 2021	JAN-DEC 2020
Operating income			
Interest income	7,14	3,011	2,177
Interest expense	7,14	-479	-424
Total net interest income		2,532	1,753
Commission income	8,14	166	71
Net profit from financial transactions	9,14	-68	-10
Other operating income		0	-
Total operating income		2,630	1,814
Operating expenses			
General administrative expenses	11,14	-1,319	-505
Depreciation, amortisation and impairment of property, plant and equipment and intangible assets	14,22,23	-62	-26
Other operating expenses	14	-269	-163
Total operating expenses		-1,650	-694
Profit before credit losses		980	1,120
Net credit losses ¹	12,14	-476	-416
Credit losses, initial effect of acquisitions ²	12,14	-537	-
Operating profit		-33	704
Tax on profit for the period	13	10	-155
NET PROFIT FOR THE PERIOD		-23	549

Consolidated statement of comprehensive income

GROUP

All amounts in MSEK	Note	JAN-DEC 2021	JAN-DEC 2020
Items to be reclassified in the income statement			
Gains and losses on revaluation during the year		3	-
Tax on gains and losses on revaluation during the year		0	-
Total cash flow hedges		3	-
Translation of foreign subsidiaries		402	-
Hedge accounting of net investment before tax		-369	-
Tax		76	-
Total translation differences		109	-
Items not to be reclassified in the income statement			
Changes in value in other shares		-	35
Total		-	35
Total other comprehensive income		112	35
COMPREHENSIVE INCOME		89	584
Attributable to:			
The Parent Company's shareholders		72	584
Holders of Tier 1 capital		17	-

Parent company income statement

PARENT COMPANY

All amounts in MSEK	Note	JAN-DEC 2021	JAN-DEC 2020
Operating income			
Interest income	7	2,008	1,968
Interest expense	7	-527	-605
Total net interest income		1,481	1,363
Received group contribution		387	0
Commission income	8	62	54
Net profit from financial transactions	9	-66	4
Other operating income ¹	10	219	248
Total operating income		2,083	1,669
Operating expenses			
General administrative expenses	11	-664	-486
Depreciation, amortisation and impairment of property, plant and equipment and intangible assets	22,23	-10	-11
Other operating expenses		-135	-138
Total operating expenses		-809	-635
Profit before credit losses		1,274	1,034
Net credit losses	12	-213	-416
Operating profit		1,061	618
Tax on profit for the period	13	-79	-137
NET PROFIT FOR THE PERIOD		982	481

¹ Other operating income refers to income from securitised loans.

Parent company statement of comprehensive income

PARENT COMPANY

All amounts in MSEK	Note	JAN-DEC 2021	JAN-DEC 2020
Items to be reclassified in the income statement			
Gains and losses on revaluation during the year		3	-
Tax on gains and losses on revaluation during the year		0	-
Total cash flow hedges		3	-
Items not to be reclassified in the income statement			
Changes in value of other shares		-	35
Total		-	35
Total other comprehensive income		3	35
COMPREHENSIVE INCOME		985	516
Attributable to:			
The Parent Company's shareholders		974	516
Holders of Tier 1 capital		11	-

Statement of financial position

		GROUP		PARENT COMPANY	
		31 December 2020	31 December 2020	31 December 2020	31 December 2020
All amounts are in MSEK	Note				
ASSETS					
Lending to central banks	4,5,6,15	1,924	728	1,088	728
Lending to credit institutions	4,5,6,15	3,080	1,101	1,503	950
Lending to the general public	4,5,6,16	70,681	27,656	26,647	21,011
Bonds and other fixed-income securities	5,6,17	23,318	2,329	2,531	2,329
Derivatives ⁴	18	140	2	3	2
Shares in subsidiaries	19	-	-	21,115	1,030
Change in the value of currency-hedged shares in subsidiaries	20	-	-	369	-
Other shares ²	21	154	127	127	127
Intangible assets	23	9,044	1,004	8	14
Tangible assets	22	11	10	7	10
Right-of-use assets ⁵	24	82	61	-	-
Current tax assets	13	2	-	15	8
Deffered tax assets	13	-	-	51	-
Other assets ^{4,5}	25	81	4	1,670	2,994
Prepaid expenses and accrued income		63	49	38	29
TOTAL ASSETS		108,580	33,071	55,172	29,232
LIABILITIES, PROVISIONS AND EQUITY					
Liabilities					
Liabilities to credit institutions	5,6,26	6,609	1,605	-	-
Deposits from the general public ³	5,6,27	67,424	24,180	30,035	24,180
Issued securities	5,6,28	10,866	3,330	1,480	1,080
Liabilities to securitizaion firms ¹		-	-	2,528	304
Derivatives ⁴	18	437	2	295	2
Current tax liabilities	13	485	9	-	-
Deferred tax liability	13	787	26	1	-
Other liabilities ^{3,4}	29	810	157	527	243
Accrued expenses and deferred income		476	62	244	56
Subordinated liabilities	5,6,30	1,733	348	972	348
Total liabilities		89,627	29,719	36,082	26,213
Equity					
Share capital		73	50	73	50
Other reserves		4,476	7	4,476	7
Other funds		-	-	5	10
Fair value reserve ²		35	35	35	35
Cash flow hedges		3	-	3	-
Tier 1 capital instruments		1,757	-	1,320	-
Translation of foreign operations, net		109	-	-	-
Retained earnings, incl. profit for the year		12,500	3,260	13,178	2,917
Total equity		18,953	3,352	19,090	3,019
TOTAL LIABILITIES, PROVISIONS AND EQUITY		108,580	33,071	55,172	29,232

¹ Liabilities to securitization firms refer in their entirety to liabilities to subsidiaries for the securitized loans, which are reported by Nordax Bank AB, since the derecognition rules according to IAS 32 have not been met.

² The shareholding in Stabelo Group AB has been revalued at market value in connection with further acquisitions in 2020. Changes in the value of shares acquired in Bank Norwegian during September and October 2021 were recognised in the fair value reserve until the acquisition was closed and the shares were reclassified as shares in subsidiaries.

³ Tax on deposits from the general public was moved from Deposits from the general public to Other liabilities. 31 December 2020 has been updated for comparability.

⁴ Derivatives were previously included in Other assets and Other liabilities. 31 December 2020 has been updated for comparability.

⁵ Right-of-use assets were previously included in Tangible assets. 31 December 2020 has been updated for comparability.

Statement of cash flows

	GROUP		PARENT COMPANY	
All amounts are in MSEK	2021-12-31	2020-12-31	2021-12-31	2020-12-31
Operating activities				
Operating profit ¹	-33	704	1,061	618
Adjustment for non-cash items				
Exchange rate effects	23	26	-76	12
Depreciation, amortization and impairment of property, plant & equipment	61	26	10	11
Amortization of financing costs	8	12	4	4
Reversal of acquired surplus value in lending to the general public	35	5	-	-
Unrealized changes in value of bonds and other fixed income securities	-2	-1	6	-1
Net changes in hedged items in hedge accounting	-290	-	-366	-
Credit losses	1,583	826	734	825
Reclassification in connection with business combinations	-5	-	-	-
Income tax paid	-202	-165	-157	-157
Dividend to parent company	-150	-	-150	-
Change in operating assets and liabilities				
Decrease/Increase in lending to the general public	-6,608	-4,002	-5,861	-2,696
Decrease/Increase in other assets	170	177	1,335	-1,469
Decrease/Increase in deposits from the general public	4,254	5,642	5,325	5,643
Decrease/Increase in other liabilities	683	-39	781	86
Cash flow from operating activities	-473	3,210	2,646	2,878
Investing activities				
Purchase of shares	10	-12	12	-12
Business combinations	-13,651	-	-15,593	-
Purchase of equipment & intangible assets	-10	-13	-1	-13
Investment in bonds and other interest bearing securities	-47,426	-1,947	-41,994	-1,947
Sale/disposal of bonds and other fixed income securities	46,971	2,721	41,819	2,721
Cash flow from investing activities	-14,106	749	-15,757	748
Financing activities				
Change to liability to credit institutions	4,940	-1,465	0	0
Change issued securities	1,369	-1,617	400	80
Change subordinated liabilities	619	-254	620	-254
Tier 1 capital instruments issued, net ²	1,310	-	1,310	-
Shareholder contributions received	9,450	-	9,450	-
Change in deemed loan liabilities	-	-	2,224	-2,573
New share issue	0	-	0	-
Cashflow from financing activities	17,688	-3,336	14,004	-2,747
Cash flow for the period	3,109	623	893	879
Cash and cash equivalents at beginning of year	1,829	1,252	1,678	832
Exchange rate differences and cash equivalents	66	-46	20	-33
Cash and cash equivalents at end of year	5,004	1,829	2,591	1,678

¹ Whereof received interest MSEK 2,590 (1,760) and paid interest MSEK 464 (454) for the Group and whereof received interest MSEK 1,868 (1,756) and paid interest MSEK 230 (358) for the parent company.

² Tier 1 capital issued refers to the cash received less transaction costs and interest paid.

Cash and cash equivalents are defined as lending to credit institutions. Pledged cash and cash equivalents according to Note 31 are available to Nordax in connection with monthly settlement under financing arrangements and are thus defined as cash and cash equivalents because they are pledged for not more than 30 days and are therefore current.

Reconciliation of net debt

GROUP

All amounts are in MSEK	CB 2020	Cash flows	Other non-cash flow changes	Foreign exchange effects	CB 2021
Liabilities to credit institutions	1,605	4,940	64	-	6,609
Issued securities	3,330	1,369	6,026	141	10,866
Total	4,935	6,309	6,090	141	17,475

PARENT COMPANY

All amounts are in MSEK	CB 2020	Cash flows	Other non-cash flow changes	Foreign exchange effects	CB 2021
Liabilities to credit institutions	-	-	-	-	-
Issued securities	1,080	400	0	-	1,480
Total	1,080	400	0	-	1,480

Consolidated statement of changes in equity

GROUP

All amounts are in MSEK	Share capital	Other reserves	Translation of foreign operations	Fair value reserv	Cash flow hedges	Retained earning	Sum	Tier 1 capital instruments	TOTAL
OPENING BALANCE 1 JANUARY 2020	50	7				2,718	2,775		2,775
Comprehensive income	-	-	-	-	-	-	-	-	-
Net profit/loss for the year	-	-	-	-	-	549	549	-	549
Other comprehensive income ¹	-	-	-	35	-	-	35	-	35
Total comprehensive income	-	-	-	35	-	549	584	-	584
Transactions with shareholders									
Capital contributions	-	-	-	-	-	-8	-8	-	-8
Tax effect on capital contribution	-	-	-	-	-	2	2	-	2
Total transactions with shareholders	-	-	-	-	-	-6	-6	-	-6
CLOSING BALANCE 31 DECEMBER 2020	50	7	-	35	-	3,260	3,352	-	3,352
OPENING BALANCE 1 JANUARY 2021	50	7	-	-	35	3,260	3,352	-	3,352
Comprehensive income									
Net profit/loss for the year	-	-	-	-	-	-40	-40	17	-23
Other comprehensive income	-	-	109	-	3	-	112	-	112
Total comprehensive income	-	-	109	-	3	-40	72	17	89
Reclassification	-	-	-	0	-	-5	-5	-	-5
Tier 1 capital instruments acquired ²	-	-	-	-	-	-	-	428	428
Tier 1 capital instruments issued ²	-	-	-	-	-	-	-	1,316	1,316
Change in Tier 1 capital instruments ²	-	-	-	-	-	-10	-10	-4	-14
Transactions with shareholders									
Non-cash issue ³	23	4,469	-	-	-	-	4,492	-	4,492
New share issue ⁴	0	-	-	-	-	-	0	-	0
Shareholder contribution ⁴	-	-	-	-	-	9,450	9,450	-	9,450
Capital contributions	-	-	-	-	-	-6	-6	-	-6
Tax effect on capital contribution	-	-	-	-	-	1	1	-	1
Dividend to parent company	-	-	-	-	-	-150	-150	-	-150
Total transactions with shareholders	23	4,469	-	-	-	9,295	13,787	-	13,787
CLOSING BALANCE 31 DECEMBER 2021	73	4,476	109	35	3	12,500	17,196	1,757	18,953

¹The shareholding in Stabelo Group AB has been revalued at market value in connection with further acquisitions during 2020.

² Instruments issued are deemed to meet the conditions for an equity instrument, of which MSEK 437 relating to Tier 1 capital instruments in Bank Norwegian as at 31 December 2021, corresponding 428 MSEK at the time of acquisition.

³A non-cash issue has taken place in connection with the closing of the acquisition of 100% of the shares in Bank Norwegian.

⁴New share issue and shareholder contributions have been received as part of the financing of the acquisition of Bank Norwegian. The contingent shareholder contribution amounts to MSEK 8,449.

Parent company statement of changes in equity

PARENT COMPANY

All amounts are in MSEK	Restricted equity			Non restricted equity			Sum	Tier 1 capital instrument	TOTAL
	Share capital	Other reserves	Other funds	Fair value reserve	Cash flow hedges	Retained earnings			
OPENING BALANCE 1 JANUARY 2020	50	7	16	-	-	2,436	2,509	-	2,509
Comprehensive income									
Net profit/loss for the year	-	-	-	-	-	481	481	-	481
Other comprehensive income ¹	-	-	-	35	-	-	35	-	35
Total comprehensive income	-	-	-	35	-	481	516	-	516
Other reserves									
Capitalization	-	-	-	-	-	-	-	-	-
Depreciation	-	-	-6	-	-	6	-	-	-
Total other reserves	-	-	-6	-	-	6	-	-	-
Transactions with shareholders									
Capital contributions	-	-	-	-	-	-8	-8	-	-8
Tax effect on capital contribution	-	-	-	-	-	2	2	-	2
Total transactions with shareholders	-	-	-	-	-	-6	-6	-	-6
CLOSING BALANCE 31 DECEMBER 2020	50	7	10	35	-	2,917	3,019	-	3,019
OPENING BALANCE 1 JANUARY 2021	50	7	10	35	-	2,917	3,019	-	3,019
Comprehensive income									
Net profit/loss for the year	-	-	-	-	-	971	971	11	982
Other comprehensive income	-	-	-	-	3	-	3	-	3
Total comprehensive income	-	-	-	-	3	971	974	11	985
Reclassification	-	-	-	0	-	-10	-10	-	-10
Tier 1 capital instruments issued ²	-	-	-	-	-	-	-	1,316	1,316
Change in Tier 1 capital instruments ²	-	-	-	-	-	-	-	-7	-7
Other reserves									
Capitalization	-	-	-	-	-	-	-	-	-
Depreciation	-	-	-5	-	-	5	-	-	-
Total other reserves	-	-	-5	-	-	5	-	-	-
Transactions with shareholders									
Non-cash issue ³	23	4,469	-	-	-	-	4,492	-	4,492
New share issue ⁴	0	-	-	-	-	-	0	-	0
Shareholder contribution ⁴	-	-	-	-	-	9,450	9,450	-	9,450
Capital contribution	-	-	-	-	-	-6	-6	-	-6
Tax effect on capital contribution	-	-	-	-	-	1	1	-	1
Dividend to parent company	-	-	-	-	-	-150	-150	-	-150
Total transactions with shareholders	23	4,469	-	-	-	9,295	13,787	-	13,787
CLOSING BALANCE 31 DECEMBER 2021	73	4,476	5	35	3	13,178	17,770	1,320	19,090

¹The shareholding in Stabelo Group AB has been revalued at market value in connection with further acquisitions during 2020.

² instruments issued are deemed to meet the conditions for an equity instrument, of which MSEK 437 relating to Tier 1 capital instruments in Bank Norwegian as at 31 December 2021, corresponding 428 MSEK at the time of acquisition.

³A non-cash issue has taken place in connection with the closing of the acquisition of 100% of the shares in Bank Norwegian.

⁴New share issue and shareholder contributions have been received as part of the financing of the acquisition of Bank Norwegian. The contingent shareholder contribution amounts to MSEK 8,449.

Notes

Amounts stated in the notes are in MSEK unless otherwise stated.

Note 1 General information

Nordax Bank AB (publ) (Corporate Identity Number 556647-7286), with its registered office in Stockholm, Sweden is a wholly owned subsidiary of Nordax Group AB (publ) (Corporate Identity Number 556993-2485), with its registered office in Stockholm. Nordax Group AB (publ) is owned by Nordax Holding AB (publ), which is primarily owned directly and indirectly by Nordic Capital Fund VIII, Nordic Capital Fund IX and Sampo Oyi. The Nordax Group includes Bank Norwegian ASA and its subsidiaries, as well as a number of direct and indirect subsidiaries of Nordax Bank AB (publ).

The Group's business is to conduct lending to the general public in the form of personal loans, mortgage loans, equity release mortgages and credit cards in the Nordic countries, Germany and Spain. Some of the subsidiaries' operations involve the acquisition of loan portfolios originating from Nordax Bank AB (publ) and Svensk Hypotekspension AB for the purpose of raising loan or bond financing. Some of these companies are dormant and currently do not conduct any operations.

Note 2 Accounting and measurement policies

The most significant accounting policies applied in preparing these Consolidated Financial Statements are described below.

The Consolidated Financial Statements for the Nordax Group have been prepared in accordance with the International Financial Reporting Standards (IFRS) as adopted by the EU. In addition, the Group applies the amendments stipulated by the Swedish Annual Accounts for Credit Institutions and Securities Companies Act (1995:1559), the Swedish Financial Reporting Board's Recommendation RFR 1 Supplementary Accounting Regulations for Groups, and the Swedish Financial Supervisory Authority's Regulations and General Guidelines regarding Annual Reports at Credit Institutions and Securities Companies (FFFS 2008:25).

New and revised financial reporting standards applied by the Group

The following financial reporting standards and changes have been applied by the Group for the first time for the financial year starting January 1, 2021:

Changes in accounting policies applied as of 2021

Interest Rate Benchmark Reform – amendments to IFRS 9, IAS 39 and IFRS 7. The Interest Rate Benchmark Reform (phase 2) came into effect on January 1, 2021. The amendments to IFRS 9, IAS 39, IFRS 7 and IFRS 16 primarily relate to relief in the event of changes to contractual cash flows in financial assets and liabilities (including lease liabilities) that permit the amendment of the effective interest rate to the new benchmark rate and thus result in the recognized value being equivalent to that prior to the change. Furthermore, the rules relating to hedge recognition have been adapted to allow changes in hedging designations and hedging documentation due to the Interest Rate Benchmark Reform without any need to terminate the hedging relationship. Nordax is currently engaged in borrowing and lending that have interest rates linked to STIBOR, EURIBOR, CIBOR and NIBOR. Furthermore, there is exposure in the form of interest rate swaps linked to STIBOR and NIBOR. Regarding the IBOR interest rates to which Nordax is exposed, there is uncertainty about the timing and the specific nature of

future changes. Nordax monitors developments and engages in efforts to continuously identify and control current exposures. This introduction has not affected the Group's financial position, financial results, cash flow nor disclosures.

New applicable standards, amendments and interpretations of existing standards that have not yet become effective and have not been adopted early by the Group

No IFRS or IFRIC interpretations that have not yet become effective are expected to have a material impact on the Group.

Consolidated Financial Statements

The Consolidated Financial Statements have been prepared based on the cost method, except for financial instruments measured at fair value via profit and loss.

Consolidation of subsidiaries

Subsidiaries are entities over which the Group has a controlling influence. The Group controls an entity when it is exposed to or has the right to variable returns from its holding in the entity and can affect this return via its influence in the entity. Subsidiaries are included in the Consolidated Financial Statements from the date when control passes to the Group. They are deconsolidated from the date on which control ceases.

Intra-Group transactions, balance sheet items and unrealized profits and losses on transactions between Group companies are eliminated. Intra-Group losses may be an indication of impairment which must be recognized in the Consolidated Financial Statements. The accounting policies for subsidiaries have, if applicable, been revised to guarantee the consistent application of the Group's policies.

Business combinations

The acquisition method is used for reporting the Group's business combinations, regardless of whether the acquisition consists of shareholder equity or other acquired assets. The purchase price of a subsidiary consists of the fair value

of:

- transferred assets
- liabilities that the Group incurs to previous owners
- shares issued by the Group
- assets or liabilities that are a result of an agreement on contingent consideration
- previous equity share in the acquired company

Identifiable acquired assets, assumed liabilities and assumed contingent liabilities in a business combination are initially measured, with few exceptions, at fair value on the acquisition date. For each acquisition, i.e. acquisition by acquisition, the Group determines whether any non-controlling interest in the acquired company should be recognized at fair value or at the holding's proportional share of the carrying amount of the acquired company's identifiable net assets.

Goodwill refers to the amount by which transferred consideration, any non-controlling holding in the acquired company, and the fair value on the acquisition date of a previous share of equity in the acquired company (if the business combination is implemented in stages) exceeds the fair value of identifiable acquired net assets. If the amount is less than the fair value of the acquired net assets, in the event of a bargain purchase, the difference is recognized directly via the Profit & Loss Statement.

Translation of foreign currency

Translation of foreign subsidiaries in financial statements

Assets and liabilities in subsidiaries are translated to Swedish kronor (SEK) using the currency exchange rate at the close of the reporting period. Income and costs are translated to the Group's reporting currency using an average exchange rate. Differences in currency conversion arising from the translation of subsidiaries' assets and liabilities are recognized in Other comprehensive income and accumulated in a translation reserve in shareholder equity. Goodwill arising from the acquisition of foreign subsidiaries, in addition to adjustments to the fair value of assets and liabilities made in connection with such acquisitions are recognized as assets and liabilities in the foreign Group company and translated to using the exchange rate at the close of the reporting period.

Functional currency and reporting currency

Items included in the financial statements for the different units in the Group are measured in the currency used in the economic environment in which the Company concerned is mainly active (functional currency). The functional currency and reporting currency of the Parent Company, which is the Swedish krona (SEK), is used in the Consolidated Financial Statements.

Transactions and balance sheet items

Transactions in foreign currencies are translated to the functional currency at the spot exchange rate applicable on the transaction date. Exchange rate gains and losses arising in the payment of such transactions and in the translation of monetary assets and liabilities in foreign currencies at the exchange rate prevailing at the close of the reporting period are recognized in the Profit & Loss Statement in the item Net gains from financial transactions.

Tangible fixed assets

Items of property, plant and equipment are recognized at cost and depreciated on a straight-line basis over their useful lifetime. The depreciation schedule for property, plant

and equipment is between three and five years. Impairment testing takes place if there is an indication of a decline in value.

Intangible assets

Internally developed software

Costs for software maintenance are recognized as an expense when they arise. Development costs directly attributable to the development and testing of identifiable and unique software products controlled by the Group are recognized as intangible assets when the following criteria are met:

- it is technically possible to complete the software so that it can be used,
- the entity's intention is to complete the intangible asset and use or sell it,
- the prerequisites exist for using or selling the software,
- it can be shown how the software generates probable future financial benefits,
- adequate technical, financial and other resources are available to complete the development and to use or sell the software, and the expenditure attributable to the software during its development can be calculated in a reliable manner.

Development costs that do not meet the criteria for capitalization are expensed as incurred. Development costs which have previously been expensed are not recognized as an asset in the subsequent period. Development costs for software recognized as an asset are amortized over its estimated useful lifetime, which is not more than five years.

Goodwill and customer relations

The carrying amount of goodwill is attributable to the acquisition of SHP and Bank Norwegian. The recognized value of customer relationships is attributable to these acquisitions, and is an estimate of the value of acquired customer records which are depreciated over a period of 10 to 13 years. Goodwill is monitored and tested acquired company.

Impairment of non-financial assets

With respect to impairment, goodwill and intangible assets with an indefinite useful life or intangible assets which are not ready for use are not written down and instead are tested annually or when there is an indication of diminished value. Impaired assets are assessed whenever events or changes in conditions indicate that the carrying amount may not be recoverable. An impairment loss is recognized for the amount by which the asset's carrying amount exceeds its recoverable amount. The recoverable amount is the higher of the asset's fair value less selling costs and its value in use. In assessing whether impairment is necessary, assets are grouped at the lowest levels where there are essentially independent cash flows (cash-generating units).

Calculation of the value in use

The recoverable amount was calculated at the end of the financial year based on value in use. The value in use has been calculated through the application of a Divided Discount Model (DDM), which means that the value of shareholder equity for each cash-generating unit is derived via the discounting of that unit's expected cash flow from dividends. The cash flow is valued in the present through the use of a discount rate that reflects the return on equity requirements in order to mirror the relative risk of the investment and the time value of money. Expected future cash flows have been estimated using a projection period of an average of seven years at the end of which the growth rate is expected to have stabilized.

Financial assets

The Group classifies its financial assets in the following categories:

- financial assets measured at fair value either through profit and loss or via other comprehensive income,
- financial assets measured at amortized cost.

The classification is based on Nordax's business model for managing financial assets and the contractual terms for the assets' cash flows. Reclassification only occurs in cases where the defined business model has changed.

Measurement

Financial assets are initially recognized at fair value plus transaction costs directly attributable to the acquisition, provided that the asset is not measured at fair value through profit or loss. Transaction costs attributable to financial assets measured at fair value through profit or loss are recognized directly through profit or loss.

Initial recognition and derecognition

Purchases and sales of financial assets are recognized on the trade date, i.e. the day Nordax is committed to either purchase or sell the asset. Financial assets are derecognized from the statement of financial position when the right to receive cash flows from the instrument has expired or been transferred and the Group has transferred all significant risks and benefits associated with ownership.

Investments in debt instruments

Amortized cost

Assets held for the purpose of collecting contractual cash flows, where the cash flows are solely payments of interest and principal (according to the SPPI test) and where Nordax's management team has not made an irreversible decision to measure these assets at fair value, are measured at amortized cost. Received origination fees are included in the loan assets' initial carrying amount. Interest income recognized for such assets is recognized in the item Net interest income via the application of the effective interest rate method. Foreign currency translation effects are recognized in the item Net gains from financial transactions. Gains and losses arising at a derecognition event are recognized in the item Net gains from financial transactions. This category includes Lending to credit institutions, Retail lending, Cash and bank balances with central banks, and Other assets in the Balance Sheet.

Fair value through profit or loss

Nordax measures bonds and other fixed-income securities at fair value through profit or loss, since these assets do not meet the requirements for recognition at amortized cost or fair value via other comprehensive income. The business model for these investments indicates that performance is monitored on a fair value basis and that Nordax's management team has the mandate to sell these assets. Changes in fair value and any gain or loss on a debt instrument recognized at fair value through profit or loss are recognized in the item Net gains from financial transactions in the period the gain or loss arises.

Investments in equity instruments

Nordax has only equity instruments which are not held for trading. The Group has chosen to report changes in the fair value of equity instruments via other comprehensive income. This means that there are no subsequent reclassifications of fair value changes recognized when the instru-

ment is removed from the Balance Sheet. Dividends from any such investments are recognized as income from other securities and long-term receivables once the Group's right to receive payment has been determined.

Impairments

The Group values expected future credit losses in relation to investments in debt instruments recognized at amortized cost based on future prognoses. The method for calculating loan loss reserves depends upon whether there has been a material increase in credit risk or not.

In the statement of financial position provisions for expected credit losses are recognized as a contra asset paired with the gross carrying amount for the asset. A write-off decreases the carrying amount of the financial asset. Credit losses and write-offs are recognized in the Profit & Loss Statement as credit losses. Write-offs are made when losses are considered to be finally determined and represent the amount prior to the claim of previously made provisions. Recoveries of write-offs and recoveries of provisions are recognized as income under Net credit losses.

Modifications

When a loan is modified without triggering derecognition, the Group continues to monitor significant increases in credit risk since initial recognition for impairment purposes. Modifications do not automatically imply a decrease in credit risk and all quantitative and qualitative indicators will continue to be monitored. Gains or losses arising from modifications are recognized in the Profit & Loss Statement as credit losses and relate to the difference between the gross carrying amount currently recognized in the statement of financial position and the present value of the modified cash flows discounted using the original effective interest rate. When a loan is modified and subsequently derecognized, the date of modification is regarded as initial recognition for the new loan in order to assess the impairment requirements, including the assessment of significant increases in credit risk. When a newly recognized loan is considered impaired at initial recognition, it is categorized as a purchased or originated credit-impaired asset and stays in stage 3 until it is repaid in full or written off.

Purchased or originated credit-impaired assets

Financial instruments that are considered impaired at initial recognition are categorized as purchased or originated credit-impaired assets. Expected credit losses for such assets are always measured at an amount corresponding to the expected credit losses for the remaining maturity of the asset. However, the expected credit losses at initial recognition are considered to be reflected in the gross carrying amount. Thus, the recognized credit loss reserve only represents the change to the expected credit losses for the asset's remaining maturity following initial recognition. Beneficial changes in lifetime expected credit losses are recognized as impairment gains, even if the beneficial change is greater than the earlier amount recognized in the Profit & Loss Statement as an impairment loss.

Derivatives

Derivatives are used to financially hedge the risks associated with exposure to changes in interest rates and currency exchange rates that the Group is subject to. Derivatives are recognized in the statement of financial position on the trade date and are measured at fair value, both initially and at subsequent measurement dates.

Hedge accounting

The Group has chosen to apply the rules contained in IAS 39 in relation to all hedging matters. The Group applies cash flow hedging and hedges its net investment in foreign operations. The Parent Company applies cash flow hedging and fair value hedging. When the transaction is initiated, the relationship between the hedging instrument and the hedged item is documented, as are the business's goals in relation to risk management and the risk management strategy pertaining to the hedge in question. Documentation is prepared, both at the inception when the hedge is entered into and on an ongoing basis, to assess whether the derivative instruments used in hedging transactions have been and will remain effective in terms of offsetting changes in fair value or cash flows that are attributable to the hedged items. In the event that the required preconditions for hedge accounting are no longer in place, the use of hedge accounting will be terminated.

Cash flow hedging

Cash flow hedges aim to provide protection against variations in future cash flows from recognized liabilities as a result of changes in market factors. Interest rate swaps as hedging instruments in cash flow hedging are valued at fair value. To the extent that a change in value of a swap is effective and corresponds to the future cash flow attributable to the hedged item, the change in value is recognized in Other comprehensive income and the cash flow hedge reserve in shareholder equity. Inefficiencies are recognized in the Profit & Loss Statement as Net gains from financial items. Gains or losses that are recognized in the reserve for cash flow hedges in equity via Other comprehensive income are reclassified and recognized in the Profit & Loss Statement in the same period that the hedged item has an effect on the Profit & Loss Statement.

Hedging of net investments

Net investment hedges in foreign operations are used for the purpose of mitigating the Group's exposure to changes in value of its net investment in a foreign operation as a result of changes in foreign exchange rates and protecting it against foreign exchange losses. Currency derivatives are used as hedging instruments. To the extent that the hedging instrument is effective, the gain or loss attributable to the hedged risk is recognized in Other comprehensive income and credited or charged in shareholder equity as a translation relating to foreign operations. The ineffective portion is recognized directly in the Profit & Loss Statement as Net gains from financial items. Accumulated gains or losses in shareholder equity are recognized in the Profit & Loss Statement upon disposal of the foreign business.

Fair value hedging

Fair value hedging is applied to the currency risk in shares of subsidiary companies. In the case of fair value hedging, the hedging instrument (the derivative) is valued at fair value at the same time as the hedged asset or liability is valued with an add-on for changes in value relating to the hedged risk. These changes in value are recognized directly in the Profit & Loss Statement as Net gains from financial items.

Fair value

Fair value of listed securities is based on current bid prices. If the market for a financial asset is not active (and for unlisted securities), the Group determines fair value by applying measurement techniques such as the use of information

pertaining to recent transactions on an arm's length basis, reference to the fair value of another instrument which is essentially equivalent and analysis of discounted cash flows. In this respect, market information is used to as great an extent as possible, while company-specific information is used to as small an extent as possible.

Cash and cash equivalents

Cash and cash equivalents are defined as treasury bills eligible for refinancing and lending to credit institutions. Pledged cash and cash equivalents are available to Nordax in connection with monthly settlement under financing arrangements and are thus defined as cash and cash equivalents.

Financial liabilities

The Group classifies its financial liabilities in the following categories: financial liabilities measured at fair value through profit or loss and other financial liabilities.

Financial liabilities measured at fair value through profit or loss

Financial liabilities measured at fair value through profit or loss are financial liabilities held for trading. A financial liability is classified in this category if it is acquired principally for the purpose of selling in the short term. Derivatives are classified as held for trading in the event that hedge accounting is not applied. Change in fair value is recognized in the Profit & Loss Statement in the item Net gains from financial transactions. Liabilities in this category are recognized in the item Other liabilities.

Other financial liabilities

Other financial liabilities are recognized in the items Liabilities to credit institutions, Deposits from the public, Issued securities and Subordinated liabilities and are measured at amortized cost with application of the effective interest method. Where material covenants exist, this should be disclosed.

Leasing

The Group leases office space, parking spaces and motor vehicles. Leasing agreements are recognized as right-of-use assets and are included among tangible assets with a corresponding lease liability including in other liabilities from the date on which the leased asset became available for use by the Group. The exception is payments for short contracts and low-value leases, which are expensed on a straight-line basis in the Profit & Loss Statement. With respect to vehicles, Nordax applies the exemption in IFRS 16 and does not recognize non-lease components separately.

The lease liability is initially recognized at the present value of the Group's future lease payments. The lease payments are discounted by the lease's implicit interest rate if this interest rate can easily be determined. Otherwise Nordax uses its marginal loan rate, which is the interest rate that the Group would have to pay to finance a loan for a corresponding period, and with corresponding collateral, for the right to use an asset in a similar economic environment. Each lease payment is distributed between amortization of the liability and financial expense. The financial expense is divided over the lease term in accordance with the effective interest method.

Options to extend leases are included in a number of the

Group's office leases. The opportunity to extend a lease can only be utilized by Nordax, not the lessor. When the lease term is determined, management takes into account all available information that provides a financial incentive to exercise the extension option, or not to exercise an option to terminate the contract. Opportunities to extend a contract are only included in the lease term if it is reasonably certain that the contract will be extended (or not terminated).

Right-of-use assets are initially measured at cost and include the amount which the lease liability was originally measured at, adjusted for lease fees which have been paid on or before the initial date and any initial direct charges. Right-of-use assets are depreciated on a straight-line basis over the shorter of the asset's right of use and the lease term.

Tier 1 capital instruments

The Group's Tier 1 capital instruments entitle holders to dividend, but in light of the fact that payment of this interest and the repayment of the nominal amount are within the Group's control, the instrument is classified as equity. Agreed payments to holders of Tier 1 capital instruments are recognized in shareholder equity. Costs associated with the issue of Tier 1 capital instruments are amortized over the anticipated maturity period directly against shareholder equity.

Interest income and interest expenses

Interest income and interest expenses are recognized as income using the effective interest method. Transaction costs such as initial set-up fees are included in the calculation of the effective interest rate.

Commission income

Commission income consists of insurance commissions and administrative fees. The Group recognizes commission income when the performance obligation is fulfilled, i.e. during the period when the brokerage service is performed and Nordax has the right to receive a commission from the insurance company. The revenue is measured at an amount corresponding to what has been received or will be received by the Group for services performed.

Net gains from financial transactions

Net gains from financial transactions include realized gains and losses due to changes in the exchange rates, changes in the fair value of derivatives, hedge accounted items and the result of investments in bonds and other fixed-income securities.

General administrative expenses

General administrative expenses refer to employee benefit expenses and other administrative expenses, such as IT expenses, external services (audit, other services), costs of premises, telephone and postage, and other expenses.

Taxes

Income taxes consist of current tax and deferred tax. Income taxes are recognized in the Profit & Loss Statement except when the underlying transaction is recognized in Other comprehensive income, whereby the associated tax effect is also recognized in Other comprehensive income, or when the underlying transaction is recognized directly against shareholder equity the associated tax effect is also recognized against shareholder equity. Current tax is the tax

that is payable or determined in relation to the current year via the application of prevailing tax rates as established, or determined in practice, at the close of the reporting period. Any adjustments made to current tax attributable to previous periods are also included here.

Deferred tax is calculated using the balance sheet method based on temporary differences between the recognized and taxable values of assets and liabilities. The following temporary differences are not taken into consideration. The initial recognition of assets and liabilities that are not business combinations and at the time of the transaction do not affect either the recognized or taxable profit or loss. The valuation of deferred tax is based on how the recognized value of assets or liabilities is expected to be realized or regulated. Deferred tax is calculated via the application of the tax rates and regulations that are determined upon, or determined in practice upon, at the close of the reporting period. Deferred tax assets relating to deductible temporary differences and losses carried forward are only recognized to the extent that it is likely that these will be utilized. The value of deferred tax assets is reduced when it is no longer deemed likely that they can be utilized.

Employee benefits

Pension expenses

The Group's pension plans are funded via payments to insurance companies. The Group only has defined contribution pension plans. A defined-contribution plan is a pension plan under which the Group pays fixed contributions into a separate legal entity. There are no legal or constructive obligations for the Group to pay additional contributions in the event that this legal entity lacks sufficient assets to pay all employee benefits related to the employees' employment in the current or prior periods. For defined-contribution pension plans, the Group pays contributions to publicly or privately administered pension insurance plans on a mandatory, contractual or voluntary basis. The Group has no further payment obligations once the contributions have been paid. The contributions are recognized as the pension is vested. Prepaid contributions are recognized as an asset to the extent that cash repayment or decrease in future payments can accrue to the Group.

Share-based payments

Until the delisting in April 2018, Nordax had a long-term management incentive plan for persons in senior management combining the following components: 40% of the variable remuneration was paid out in cash in the same year that the decision to grant remuneration was made, and 60% of the variable remuneration has been deferred for up to 3 years or, for the CEO, 5 years (the qualifying period). When the incentive plan was terminated, the previous future right to allocations of restricted share units was converted to variable cash remuneration. The cash remuneration for each restricted share unit amounts to SEK 60, which corresponds to the price of the Nordax share in the cash mandatory bid presented in February 2018. Deferred variable remuneration was paid out for the last time in 2021.

Transactions with related parties

All related-party transactions are conducted according to the arms-length principle.

Operating segments

The segment information is presented based on the perspective of the chief operating decision-maker, and the segments are identified on the basis of internal reporting to the Chief Executive Officer, who is identified as the chief operating decision-maker. Nordax has the following operating segments: Sweden, SHP, Norway, Finland, Germany and Spain, and Denmark, which reflects Nordax's lending portfolio. Income not directly attributable to segments is allocated with effect from 2014 with allocation keys in accordance with internal principles which the senior management considers providing a fair allocation to the segments. The chief operating decision-maker mainly follows the income concept of operating income.

Corporate governance

Nordax has developed a governance framework tied to IFRS 9 that comprises a committee meeting chaired by the CFO, where all relevant functions are represented. This framework includes decision-making for management overlays to the expected credit loss provision. Moreover, a key control matrix has been developed where controls for the material aspects of the IFRS 9 process are formalized. The purpose of these controls is to control and verify, for example, inputs and outputs, and to ensure that material prepared for committee meetings has been produced in line with the duality principle. The risk control function also has its own controls for two purposes: to control the controls in the first line, and to verify the outcomes. The risk control function also performs regular quarterly validations of the impairment model as defined in IFRS 9.

Expert assessments

The Group uses both models and expert assessments to estimate expected credit losses. The extent of the assessments needed to value expected credit losses depends on the outcomes of the models, materiality and access to underlying information. The outcome of the models constitutes guidance for how financial events may affect the impairment requirement of financial assets. Expert assessments may be carried out on model outcomes to incorporate into the estimated effect factors that are not captured by the model. These kinds of assessment-based adjustments to the model-based expected credit losses may be carried out in relation to significant counterparty exposures. These adjustments are determined by the IFRS 9 committee based on the modeled expected credit losses.

Parent company

The Parent Company's Annual Report has been prepared in accordance with the Swedish Annual Accounts Act (1995:1559), the Swedish Financial Accounting Standards Council's recommendation RFR 2 "Accounting for legal entities," and the Swedish Financial Supervisory Authority's Regulations and General Guidelines regarding Annual Reports at Credit Institutions and Securities Companies (FFFS 2008:25).

Shares in Group companies

Shares in Group companies are recognized at cost in the Parent Company. Dividends received are recognized as revenue when the right to receive payment is virtually certain. Tests for impairment are performed quarterly and impairment losses are recognized when a permanent decline is established.

Group contributions

Group contributions received from subsidiaries are recognized as financial income in the Profit & Loss Statement. Group contributions paid to subsidiaries are recognized as an increase in participations in Group companies to the extent impairment is not required. The tax effect of Group contributions paid and received is recognized in the Profit & Loss Statement in cases where the Group contribution is recognized in the Profit & Loss Statement.

Leasing

In the Parent Company, all lease fees are recognized on a straight-line basis over the term of the lease. The Parent Company applies the exemption to apply IFRS 16 in a legal entity in accordance with RFR2. Other than the above, there are no material differences in the Parent Company's accounting policies compared to the Group's accounting policies.

Note 3 Significant accounting estimates

Nordax has made a number of significant estimates and assumptions affecting the measurement of assets and liabilities in the financial statements. These estimates and assumptions are continuously evaluated against previous experience and other factors, such as anticipated future events.

Expected credit losses ("ECL")

The loss allowance for financial assets measured at amortized cost is based on assumptions relating to the risk of loss events and expected loss levels. The Nordax Group makes its own assumptions and selects input data for the models used for ECL measurement purposes. These are based upon historical performance, known market conditions and forward-looking information at end of each reporting period.

The most significant assessments carried out in the application of the criteria for the determination of the credit reserve relate to:

- Definition of criteria for measuring whether there has been a significant increase in credit risk,
- Grouping of financial assets,
- Selection of forward-looking variables and their relative weighting in the ECL measurement process for each market.

A more detailed description of the ECL models, input data, assumptions and sensitivities is provided in Note 4.

Calculation of the recoverable value of goodwill

Nordax tests whether there are any impairment requirements relating to goodwill on an annual basis. This requires that certain assumptions must be made. Since 2019, the recoverable value has been determined based on the value in use. The value in use has been calculated via the application of a DDM model (Dividend Discount Model), which means that the value of shareholder equity for each cash-generating unit is derived via the discounting of that unit's expected cash flow from dividends. The cash flow is valued in the present via the use of a discount rate that reflects the return on equity requirements in order to mirror the relative risk of the investment and the time value of money. Expected future cash flows have been estimated using an average projection period of seven years at the end of which the growth rate is expected to have stabilized.

Based on the impairment test carried out, there was no impairment requirement in relation to goodwill. A change to the discount rate, which is the most sensitive parameter, (+1 percentage point) would not precipitate any impairment. For further information on assumptions when calculating the value in use, see Note 23.

Note 4 Financial risk management

Financial risk factors

Via its business operations, the Group is exposed to both credit risks and other financial risks: market risk (including currency risk, interest rate risk at fair value, interest rate risk in cash flow and price risk) and liquidity risk. The Group's overall risk management policy focuses on managing credit risks which have been taken intentionally and minimizing the potential adverse effects of the unpredictability in the financial markets.

Risk is managed primarily by a credit department and a central treasury department in accordance with policies established by the Board of Directors. The treasury department identifies, evaluates and manages financial risks in close cooperation with the Group's operational units. The Board of Directors draws up written policies both for overall risk management and for specific areas, such as credit risk, foreign currency risk, interest rate risk, use of derivative and non-derivative financial instruments, and investment of surplus liquidity. Risk management is supervised by the risk control function, which reports to the Board of Directors in accordance with FFFS 2014:1.

Credit risk in general

Credit risk is defined as the risk of a counterparty or debtor not being able to fulfill its contractual obligations to Nordax and that the collateral received for mitigation of credit risk is not sufficient to cover losses in the event of default. Counterparty credit risk is often used instead of credit risk regarding exposures in financial instruments and represents the risk that counterparties fail to honor their obligations in a financial transaction. The Group is exposed to credit risk primarily in its lending portfolio, where borrowers might, for any of variety of reasons, fail to pay their contractual payment obligations when due. The Group is also exposed to credit concentration risk in relation to its lending to credit institutions. Credit concentration risk represents exposure to specific counterparties/customers, industries, and regions.

Lending takes place on the basis of the policies adopted by the Board of Directors.

As consumer loans are provided without physical collateral, credit assessment is an important element. To obtain a loan, the customer and submitted application documents must fulfill a number of policy rules, such as minimum income, minimum age, maximum indebtedness and no record of bad credit history.

Furthermore, credit-granting decisions are made based on the creditworthiness, which is calculated according to a model that calculates the probability that a borrower will be able to honor the agreements entered into, referred to as "credit scoring." A customer's credit score determines, for instance, how much he or she will be able to borrow. The credit decision is additionally based on a calculation of affordability to ensure that the customer is able to repay the loan. The affordability calculation assesses the customer's income, housing expenses, other living expenses, and the payments on the loan. In cases where it is not possible to obtain income and debt information from credit reference agencies, the customer is required to submit further information in addition to the application documents, such as salary specifications/ payslips and tax returns, to confirm their stated income and debts. This information is used to conduct an assessment of the customer's financial situation, for instance by calculating the customer's debt ratio and a "funds-to-live-on" amount.

For mortgages, a credit assessment is performed based on the customer's creditworthiness and the quality of the collateral. Typically, a physical appraisal is done so as to ensure that the valuation is correct. Information on income, debt and expenses is collected from the customer and from consumer credit report data, and on that basis a household budget is calculated, including a "funds-to-live-on" calculation and a stress test of the customer's interest rate sensitivity.

SHP has, for some time, developed a strong and robust credit assessment process for equity release mortgages and, since its launch in 2005, has not suffered any actual credit losses. The maximum loan amount is determined based on the customer's age, where a customer's potential loan-to-value ratio rises with age. In addition to age and maximal loan-to-value ratio, SHP uses a number of other criteria in its lending. Among other things, the property must be located in an approved municipality, SHP must have first priority and there may not be any other loans on the residence. SHP conducts a physical appraisal of most properties and ensures that there has always been a direct personal contact with the borrower.

Credit risks in other counterparty relationships, such as derivatives and financial investments, are regulated by a policy adopted by the Board of Directors. Collateral agreements are used to limit counterparty risks in derivative contracts, and are described in further detail in the section on currency risk. Credit risk in relation to financial investments is described in the section on liquidity reserves.

Measurement of credit risk

The estimation of the credit risk exposure for risk management purposes is complex and builds upon statistical modeling techniques. The Nordax Group measures credit risk using Probability of Impairment ("PD"), Exposure at Impairment ("EAD"), and Loss Given Impairment ("LGD"). This method is also used for ECL measurement purposes under IFRS 9.

After the initial credit assessment, the debtors' payment behavior is continuously monitored in order to produce a behavioral credit risk score. All other information impacting the debtor's ability to pay installments, such as historical payment pattern, is also incorporated in the production of behavioral credit risk scores. These scores are used for the estimation of PD.

Risk management and control

The Group's continued operations depend on its ability to manage and control credit risk. Great emphasis is placed on

establishing procedures to deal with this. Among other things, reporting takes place at least monthly to the management team and the Board of Directors. Credit risk reporting is also a standing agenda item at each meeting of the Board of Directors. The risk control and compliance units perform regular checks to ensure that loans are issued in accordance with the instructions adopted by the Board of Directors. Under the instructions, any deviations must be reported to the Board of Directors. When the Group has received loans from external parties, these parties also perform regular and extensive credit risk assessments.

Principles for ECL provisions

Consumer and personal loans Nordax Bank

Nordax's model for impairment of consumer and personal loans according to IFRS 9 consists of two main parts: a quantitative cash flow based model that calculates ECL and a qualitative model that adjusts the quantitative model output based on a projected macroeconomic scenario.

The qualitative model makes the assumption that there are two forward-looking macro scenarios for the depreciation model, one base scenario based on macroeconomic conditions in the instance that Nordax's relevant geographic markets have not deteriorated into a financial crisis, and a negative crisis scenario in each respective country.

The ECL in the quantitative model builds upon the base scenario and is then adjusted monthly based on the estimated probability and effect of an economic downturn.

Via analysis of historical data, Nordax has identified and incorporated macroeconomic variables that affect credit risk and credit losses for the different portfolios. These factors are based on country, debtor, and product type. Nordax continuously monitors the macroeconomic development for each country. This includes defining forward-looking macroeconomic scenarios for different markets and products and translating them into useful macroeconomic projections.

The most significant macroeconomic variables that are estimated to affect ECL are set out below:

- GDP (PPP) development
- Price trend on the market for Credit Default Swaps (CDS)

These factors are applicable to all of Nordax's geographic market areas.

The quantitative model is a three-stage model for the three different types of claims: claims where there has not occurred a SICR since initial recognition (stage 1), claims where a SICR has significantly increased since the initial recognition (Stage 2), or claims that are credit-impaired (Stage 3). During the year, the following changes were made to the estimation techniques and calculation bases which had an impact on the calculation of provisions for expected credit losses.

- During 2021, Nordax amended the macroeconomic scenario weighting, which reduced the provisions related to the macroeconomic scenarios from SEK 61 million in the preceding year to SEK 36 million as at December 31, 2021. This change had an impact in all countries.

-In 2021, Nordax implemented a new definition of default in accordance with EBA/GL/2016/07. The implementation means that a changed methodology for assessing the number of days a borrower is delayed and that additional quali-

tative criteria ("Unlikely to pay") have been introduced. This implementation led to an increased volume of changes in stage 3 and an increased ECL level.

Calculation of ECL

For loans in stage 1, ECL is calculated for the following 12 months counted from each reporting date. For loans where there has been a SICR since initial recognition (Stage 2), or loans that have become credit-impaired (Stage 3), ECL is calculated based on the contractual lifetime of the loan. ECL is the discounted product of PD, EAD and LGD that are defined below. The effective interest rate is applied as discount rate.

PD for 12 months and lifetime PD correspond to the probability of impairment within the respective time horizon. A loan's probability for becoming credit-impaired within the coming 12 months is used to approximate the probability of impairment for the entire remaining maturity of the financial asset. At origination an initial risk assessment is performed, and PD is calculated by deriving a behavioral credit score from historical data.

EAD represents the estimated credit exposure at future dates for impairment where expected changes in the exposure at the reporting date are taken into consideration. The Group's approach for EAD estimation reflects current contractual terms, maturity date and future payments of principal and interest. For loans in stage 2, expected effective settlement rates are also incorporated in the estimation of EAD.

LGD corresponds to the calculated losses that are expected to arise at impairment, which builds upon the expected value of future recoveries. LGD is estimated based on the factors affecting repayment rates for loans that have become impaired. LGD for loans that are not secured by collateral is typically based on a product level due to the limited differentiation in recovery rates for these types of contracts. LGD values are primarily affected by expected future recovery rates. Recovery rates are derived from cumulative recovery curves for each of the geographic market areas that stretch beyond 20 years (15 years for Finland due to statutory time limits for collection activities).

Remaining contractual lifetime

For contracts in Stage 2 and Stage 3, Nordax Bank calculates ECL based on the PD for the remaining contractual lifetime of the loans. In general, the contractual lifetime is limited to the time up until the maximal contractual maturity date during which the Group is exposed to credit risk, even if a longer time period is used in business practice. All contractual terms are considered when defining the expected maturity, including repayment, extension and overpayment options that are binding on the bank.

Collective measurement of ECL

The calculation of ECL builds upon a collective measurement approach. Grouping is performed based on the following parameters.

Grouping has taken place on the basis of:

- Country
- Credit risk rating
- Product

Definition of impairment

Nordax's definition of an impairment (loss event, i.e. the loan is "credit-impaired") is that one or more of the criteria below exist.

Quantitative criteria:

- The borrower is more than 90 days late with payment

Qualitative criteria:

- The borrower is assessed to be "unlikely to pay" in accordance with the criteria in EBA/GL/2016/07

These criteria have been applied to all financial instruments held by Nordax. The definition has been consistently applied to estimate PD, EAD and LGD and thus the calculation of ECL. Only the quantitative criteria above are used for the internal credit risk management and for the definition of default.

Cure

A loan is allowed to cure when it no longer meets the Group's definition of impairment as specified above.

Significant increase in credit risk (SICR) since the initial credit assessment.

To determine whether a loan has experienced a SICR since the initial credit assessment, a method is used in which the loan's 12 month PD is compared to a certain threshold that is a function of the original risk class and the time since the loan was issued.

A SICR is assumed to have arisen if:

- the 12-month PD exceeds the threshold in relation to significant changes in risk.
- or when the loan is more than 30 days past due (backstop in the regulatory framework).

Consumer and personal loans Bank Norwegian

Bank Norwegian's credit risk provisions for consumer and personal loans share many principles and definitions in common with those of Nordax. Both banks use a qualitative model for expected credit losses that is adjusted using a qualitative model for forecast macro scenarios. Bank Norwegian uses 3 scenarios (base, positive and negative) and uses a range of macroeconomic variables for each respective country and product. The most important variables are:

- GDP
- Unemployment levels
- Income
- Personal consumption expenditures (PCE)
- Money supply
- Oil prices

Bank Norwegian assess whether a significant increase in credit risk has occurred using a number of criteria such as loss events on other products, previous loss events, modification of terms and conditions, and 30 days late after due date. However, the most common criterion is a comparison of PD for the remaining lifetime at time of reporting and the original PD for the lifetime of the loan set against product-specific limit values (trigger coefficients).

The recovery curves that Bank Norwegian uses in its LGD calculations are based on historical data per product and country (going back a maximum of 15 years), while LGD is calculated on an individual basis per exposure.

Credit Cards Bank Norwegian

The credit risk provisions for credit cards are made using a separate model but are based on the same methodology as consumer and personal loans. However, EAD also takes into account unused credit limits and the credit conversion

factor.

The remaining lifetime of credit cards is connected to the expiration date on the plastic card which can be no more than 36 months.

Mortgage lending

Mortgage loans are calculated in a separate model based on the same methodology as personal loans and on market data and some historical data from the unsecured loan product. With mortgages, however, collateral received is also taken into consideration when determining LGD. See also the section on collateral below.

Equity release mortgages

Nordax's subsidiary, Svensk Hypotekspension, offers equity release mortgages to individuals over the age of 60 who own their own home, second home or condominium. The interest rate on the loan accumulates over the term of the loan, and repayment, including cumulative interest, is made in its entirety when the loan matures, which occurs in connection with the borrower's sale of the property that has been pledged as security for the loan. The Group cannot demand repayment in an amount that exceeds what the sale of the property brings in. Consequently, the loan is regarded as being a non-recourse loan.

The reserve for ECL on equity release mortgages is calculated with the help of a model in which risk is quantified for a depreciation in the value of the properties pledged as security for loans in relation to the expected outstanding loan amount upon expected redemption. The reserve is calculated individually for each loan.

The significant assumptions in the model are:

- The term of the loan

- Estimated outstanding loan amount at any given time.

- Underlying value of the mortgaged property.

- Price trend in the real estate market.

- Applied discount rate.

Definition of impairment

Nordax's definition of impairment for equity release mortgages (the loan is credit-impaired) is that the loan is sent for debt collection, or if there is objective evidence that the Group has been defrauded.

Significant increase in credit risk ("SICR")

The determination of whether there has been a significant increase in credit risk is done individually for each loan.

Factors that are taken into consideration in this determination are:

- How long it has been since the loan matured, i.e. how much time has passed since the borrower sold their property, moved into a senior-living arrangement or deceased.

- High expected LTV (loan-to-value) for the loan at the expected redemption time.

Climate-related risks

At present, no specific assessment is carried out within the Nordax Group in relation to credit risks associated with climate change since Group companies only offer products with short lifetimes to individual consumers.

LTV

All amounts are in MSEK

	2021-12-31
<=50%	7,692
50-65%	850
65-75%	784
75-85%	3,419
>85%	-
Total	12,746

MAXIMUM EXPOSURE FOR CREDIT RISK

All amounts are in MSEK

	2021-12-31	2020-12-31
Credit risk exposures relate to the balance sheet as follows:		
Lending to central banks	1,924	728
Lending to credit institutions	3,080	1,101
Lending to the general public	70,681	27,656
Bonds and other fixed-income securities	23,318	2,329
Total	99,003	31,814

The assets above are recognised at carrying amount in accordance with the balance sheet. The counterparties to which the Group is exposed in the items Lending to central banks, Lending to credit institutions and Bonds and other fixed income securities are Swedish only. The geographic risk concentrations regarding Lending to the general public are outlined in the below tables.

LENDING TO THE GENERAL PUBLIC

GROUP

31 December 2021	Stage 1	Stage 2	Stage 3	TOTAL	Allocation of provision
Lending to the general public					
Sweden	19,050	1,264	3,030	23,344	-1,869
SHP	7,612	18	3	7,633	-8
Norway	16,469	1,092	4,604	22,165	-2,019
Finland	12,626	1,253	4,638	18,517	-2,250
Germany and Spain	489	29	242	760	-206
Denmark	4,466	134	456	5,056	-442
Total	60,712	3,790	12,973	77,475	-6,794
Provision for expected credit losses	-678	-437	-5,679	-6,794	
Carrying amount of lending to the general public	60,034	3,353	7,294	70,681	
Allocation of provision in %	1%	12%	44%	9%	

GROUP

31 December 2020	Stage 1	Stage 2	Stage 3	TOTAL	Allocation of provision
Lending to the general public					
Sweden	9,701	448	1,388	11,537	-841
Norway	4,516	468	1,666	6,650	-997
Denmark	0	0	300	300	-277
Finland	3,269	336	1,074	4,679	-615
Germany	512	35	234	781	-206
SHP	6,631	17	3	6,651	-6
Total	24,629	1,304	4,665	30,598	-2,942
Provision for expected credit losses	-319	-246	-2,377	-2,942	
Carrying amount of lending to the general public	24,310	1,058	2,288	27,656	
Allocation of provision in %	1%	19%	51%	10%	

The acquisition of Bank Norwegian included Stage 3 lending of SEK 7,903 million gross and SEK 4,912 million net. The lending acquired has reduced, but as a result of a strengthening in NOK since the acquisition, the Stage 3 lending acquired amounts to SEK 8,018 million gross and SEK 4,966 million net as at 31 December 2021. These have been reported gross in the table above.

PARENT COMPANY

31 December 2021	Stage 1	Stage 2	Stage 3	TOTAL	Allocation of provision
Lending to the general public					
Sweden	13,525	783	1,794	16,102	-1,183
Norway	5,289	334	1,846	7,469	-1,010
Finland	3,940	222	1,335	5,497	-705
Germany	386	29	242	657	-202
Denmark	-	-	295	295	-273
Total	23,140	1,368	5,512	30,020	-3,373
Provision for expected credit losses	-361	-190	-2,822	-3,373	
Carrying amount of lending to the general public	22,779	1,178	2,690	26,647	
Allocation of provision in %	2%	14%	51%	11%	

PARENT COMPANY

31 December 2020	Stage 1	Stage 2	Stage 3	TOTAL	Allocation of provision
Lending to the general public					
Sweden	9,701	448	1,388	11,537	-841
Norway	4,516	468	1,666	6,650	-997
Denmark	0	0	300	300	-277
Finland	3,269	336	1,074	4,679	-615
Germany	512	35	234	781	-206
Total	17,998	1,287	4,662	23,947	-2,936
Provision for expected credit losses	-313	-246	-2,377	-2,936	
Carrying amount of lending to the general public	17,685	1,041	2,285	21,011	
Allocation of provision in %	2%	19%	51%	12%	

The assets above are recognised at carrying amount in accordance with the balance sheet. The counterparties to which the Group is exposed in the items Lending to central banks, Lending to credit institutions and Bonds and other fixed income securities are Swedish only. The risk concentrations per product are presented below.

LENDING TO THE GENERAL PER PRODUCT

GROUP

31 December 2021	Stage 1	Stage 2	Stage 3	TOTAL	Allocation of provision
Lending to the general public					
Personal loans	39,267	2,935	12,063	54,266	-6,350
Credit Cards	8,986	641	843	10,470	-427
Mortgage loans	4,847	196	64	5,107	-9
SHP	7,612	18	3	7,633	-8
Total	60,712	3,790	12,973	77,475	-6,794
Provision for expected credit losses	-678	-437	-5,679	-6,794	
Carrying amount of lending to the general public	60,034	3,353	7,294	70,681	
Allocation of provision in %	1%	12%	44%	9%	

GROUP

31 december 2020	Stage 1	Stage 2	Stage 3	TOTAL	Allocation of provision
Lending to the general public					
Personal loans	14,939	1,195	4,626	20,760	-2,932
Mortgage loans	3,059	92	36	3,187	-4
SHP	6,631	17	3	6,651	-6
Total	24,629	1,304	4,665	30,598	-2,942
Provision for expected credit losses	-319	-246	-2,377	-2,942	
Carrying amount of lending to the general public	24,310	1,058	2,288	27,656	
Allocation of provision in %	1%	19%	51%	10%	

PARENT COMPANY

31 december 2021	Stage 1	Stage 2	Stage 3	TOTAL	Allocation of provision
Lending to the general public					
Personal loans	18,293	1,172	5,448	24,913	-3,364
Mortgage loans	4,847	196	64	5,107	-9
Total	23,140	1,368	5,512	30,020	-3,373
Provision for expected credit losses	-361	-190	-2,822	-3,373	
Carrying amount of lending to the general public	22,779	1,178	2,690	26,647	
Allocation of provision in %	2%	14%	51%	11%	

PARENT COMPANY

31 december 2020	Stage 1	Stage 2	Stage 3	TOTAL	Allocation of provision
Lending to the general public					
Personal loans	14,939	1,195	4,626	20,760	-2,932
Mortgage loans	3,059	92	36	3,187	-4
Total	17,998	1,287	4,662	23,947	-2,936
Provision for expected credit losses	-313	-246	-2,377	-2,936	
Carrying amount of lending to the general public	17,685	1,041	2,285	21,011	
Allocation of provision in %	2%	19%	51%	12%	

Collateral received

Part of Nordax's loan portfolio includes mortgages and equity release mortgages (via the subsidiary SHP), and this lending is secured by mortgages on real property or rights in co-op apartments. The valuation of collateral is part of Nordax's credit origination process and collateral values are continuously monitored through updated valuations.

Nordax's policies for received collateral have not significantly changed during the period and there has been no significant change in the quality of collateral. As at December 31, 2021, Nordax had 43 mortgages with a total volume of SEK 64 million and 2 equity release mortgages with a total volume of SEK 3 million that were classified as being in Stage 3.

Sensitivity analysis

As a general rule, deteriorating macroeconomic development in society leads to higher customer losses. Similarly, improvements in the developments result in lower customer losses.

In calculating the future need for customer loss reserves, an assessment is made of the probability of various future scenarios occurring. This probability-weighted outcome is the amount recognized as the customer loss reserve. The table below shows how the loan loss reserves would be affected if it was based respectively on a negative and a positive scenario.

Amounts are in MSEK	Loans loss reserves			Difference compared with probability-weighted in %	
	Probability-weighted	Negative scenario	Positive scenario	Negative scenario	Positive scenario
Group	6,794	187	-142	2.8%	-2.1%
Parent company	3,373	66	-10	2.0%	-0.3%

Reconciliation of the ECL provision

The ECL provision was affected by a variety of factors in 2021:

- Stage transfers impacting horizon over which ECL is recognized
- New provision amounts recognized for newly issued loans including lending that was part of the Bank Norwegian acquisition and the release of reserves for derecognized assets
- Changes in model components in input data which changes

the calculation of credit risk and estimation of future recoveries

- Changes in approach, methodologies and assumptions for calculation of ECL
- Movements due to FX effects

Below is an analysis that explains in further detail how these factors have contributed to the change in the reserve for expected credit losses arising from retail lending during the year.

GROUP

31 December 2021	Stage 1 12m ECL	Stage 2 Life- time ECL	Stage 3 Life- time ECL	TOTAL
Closing provision for credit losses calculated 31 December 2020	319	246	2,376	2,942
Stage transfers				
Transfer to/from Stage 1	-31	-	-	-31
Transfer to/from Stage 2	-	126	-	126
Transfer to/from Stage 3	-	-	104	104
Origination of new loans and acquired loans	389	236	2,976	3,601
Derecognition	-9	-9	-236	-254
Changes in risk components	-27	-190	440	224
Changes in model methodologies and assumptions	22	16	32	70
FX effects	15	12	-13	13
Others	0	0	0	0
Closing provision for expected credit losses 31 December 2021	678	437	5,679	6,794

31 December 2020	Stage 1 12m ECL	Stage 2 Life- time ECL	Stage 3 Life- time ECL	TOTAL
Closing provision for credit losses calculated 31 December 2019	268	159	2,160	2,587
Stage transfers				
Transfer to/from Stage 1	-37	-	-	-37
Transfer to/from Stage 2	-	125	-	125
Transfer to/from Stage 3	-	-	113	113
Origination of new loans	58	-	-	58
Derecognition	-5	-1	-49	-55
Changes in risk components	70	-106	85	49
Changes in model methodologies and assumptions	-24	76	-8	44
FX effects	-11	-7	75	57
Others	0	0	0	0
Closing provision for expected credit losses 31 December 2020	319	246	2,376	2,942

*The acquisition of Bank Norwegian included stage 3 lending: the gross amount stood at SEK 7,903 million, while the net amount was SEK 4,912 million. The acquired loan portfolio has decreased, but as a result of the rising Norwegian krone since the acquisition, acquired stage 3 lending as at December 31, 2021 amounted to SEK 8,018 million gross, while the net figure was SEK 4,966 million. The table above includes Bank Norwegian's loan loss reserves for stage 3 loans upon acquisition.

PARENT COMPANY

31 December 2021	Stage 1 12m ECL	Stage 2 Life- time ECL	Stage 3 Life- time ECL	TOTAL
Closing provision for credit losses calculated 31 December 2020	313	246	2,376	2,936
Stage transfers				
Transfer to/from Stage 1	-26	-	-	-26
Transfer to/from Stage 2	-	121	-	121
Transfer to/from Stage 3	-	-	105	105
Origination of new loans	73	-	-	73
Derecognition	-2	-2	-48	-52
Changes in risk components	-27	-200	420	193
Changes in model methodologies and assumptions	22	16	32	70
FX effects	8	9	-63	-45
Others	0	0	0	0
Closing provision for expected credit losses 31 December 2021	361	190	2,822	3,373

31 December 2020	Steg 1	Steg 2	Steg 3	TOTALT
Closing provision for credit losses calculated 31 December 2019	265	157	2,160	2,582
Stage transfers				
Transfer to/from Stage 1	-34	-	-	-34
Transfer to/from Stage 2	-	127	-	127
Transfer to/from Stage 3	-	-	108	108
Origination of new loans	58	-	-	58
Derecognition	-5	-1	-49	-55
Changes in risk components	64	-106	90	48
Changes in model methodologies and assumptions	-24	76	-8	44
FX effects	-11	-7	75	57
Others	0	0	0	0
Closing provision for expected credit losses 31 December 2020	313	246	2,376	2,936

Credit quality

The below table provides an analysis of the credit quality distribution in different credit risk classes for the gross and net carrying amount of lending to the general public. Loan

contracts are assigned a risk class based on a PD score that is derived through logistic regression analysis where the risk classes represent defined PD score buckets.

GROUP

31 December 2021	Stage 1	Stage 2	Stage 3	TOTAL
Credit quality for lending to the general public ¹				
A-B	26,416	48	0	26,464
C-D	14,271	322	-	14,593
E-F	4,217	850	-	5,067
G-H	1,188	1,071	-	2,259
I-J	96	1,127	-	1,223
No rating personal loans ²	2,065	158	-1	2,222
SHP (not classified A-J)	7,612	18	3	7,633
Mortgage (not classified A-J)	4,847	196	64	5,107
Non performing loans	-	-	12,907	12,907
Total exposure	60,712	3,790	12,973	77,475
Provision for expected credit losses	-678	-437	-5,679	-6,794
Carrying amount of lending to the general public ¹	60,034	3,353	7,294	70,681

¹ Credit quality is based on a rating from A to J, where A is the lowest risk and J the highest. Creditworthiness is determined using a model for calculating the probability that a borrower will be able to honor the agreements entered into, referred to as "credit scoring."

² Surplus relating to Bank Norwegian amounts to SEK 1,864 million.

Market risk

In financial operations, market risks consist mainly of interest rate risks, currency risks, counterparty risks and exchange rate risks for equities and bonds. The Group does not retain trading stocks, while exchange rate risks are present in the liquidity portfolio and the risk of loss in relation to these investments is limited as the investments are almost exclusively in fixed-income instruments with low levels of counterparty risk. The Board of Directors has established a policy in order to limit these risks, partly by means of limits applied to risk levels.

Counterparty risk in derivatives

The Treasury function is responsible for ensuring that exposure to market risks remains within the set limits. To this end, currency and interest derivative contracts that give rise to counterparty risk are entered into. The counterparty risk is reduced by means of ISDA agreements and CSA agreements for the exchange of collateral provided. ISDA agreements entail the exposure to a counterparty being managed on a net basis in relation to all derivative contracts between the counterparties in the event of a serious credit event. The CSA agreements reduce the exposure by pledging/obtaining cash collateral and bonds equivalent to the net exposure. All of Nordax's CSA agreements pertain to the daily exchange of collateral. See note 32 for further information.

Exchange rate risk

Exchange rate risk refers to the risk that the value of assets and liabilities may vary due to unfavorable changes in exchange rates. The Group operates in the Nordic countries, Germany, Spain, and the Netherlands, and is exposed to currency risks arising from currency exposures

related to NOK, DKK and EUR. The most significant currency risk arises from the translation of receivables and liabilities in foreign currency into SEK. The Board of Directors has decided on a policy whereby the Group continuously measures and reports its foreign exchange risk. In the first instance, the bank's policy is to limit the effects of fluctuations in exchange rates by matching assets and liabilities in the same currency. Residual currency risk is primarily managed by means of currency derivatives.

The acquisition of Bank Norwegian gave rise to an exposure in accordance with the capital adequacy rules totaling NOK 19,625 million in the Parent Company. In terms of the Consolidated Situation relating to the acquisition, a currency exposure arose via the allocation of the purchase consideration in the acquisition analysis that was prepared, as well as in relation to acquired Tier 1 capital instruments. As at December 31, 2021, this currency exposure amounted to NOK 17,955 million, DKK 350 million and EUR 34 million.

The Board of Directors has adopted a strategy that entails the hedging of currency exposures arising from the acquisition at a consolidated level via the use of currency derivatives entered into by the Parent Company. As a result, this means that there is a residual currency exposure in the Parent Company as a result in the difference between the exposure that arose in Nordax Bank AB from the acquisition and the Consolidated Situation incorporating the currency derivatives entered into.

In terms of the Consolidated Situation, the foreign currency surplus that occurred during the acquisition of Nordax Group AB is also included. As at December 31, 2021, this currency exposure amounted to NOK 188 million, DKK -5 million and EUR 27 million.

CURRENCY EXPOSURE AND SENSITIVITY ANALYSIS

Shows the net position and a sensitivity analysis of comprehensive income in which SEK fluctuates +/-5% against exposure currencies.

CURRENCY EXPOSURE AND SENSITIVITY ANALYSIS	Group		Parent company	
Shows the net position and a sensitivity analysis of comprehensive income in which SEK fluctuates +/-5% against exposure currencies.	2021-12-31	2020-12-31	2021-12-31	2020-12-31
Currency exposure according to capital adequacy rules, net (SEK millions)				
Currency				
NOK	38.5	180.2	1,602.7	13.0
EUR	168.2	201.3	-410.1	-46.3
DKK	16.5	-6.8	-504.2	0.3

	Group		Parent company	
Sensitivity analysis	2021-12-31	2020-12-31	2021-12-31	2020-12-31
Exchange rate fluctuation +/-5% on operating profit/loss before tax				
NOK	+/-7.7*	+/-0*	+/-7.9**	+/-0.7
EUR	+/-5.5*	+/-0*	-/+20.5	-/+2.3
DKK	+/-1.2*	-/+0*	-/+25.2	+/-0.1

* Capital adequacy rules for the Consolidated Situation means that currency exposure that arose from Nordax Holding AB's acquisition of Nordax Group is included in the currency exposure. This currency exposure does not affect the Nordax Bank Group's recognized income.

* According to capital adequacy rules, currency exposure attributable to shares in subsidiaries arose between the price of acquiring Bank Norwegian in the amount of NOK 19,625 million and derivatives that minimize this exposure, which at year-end amount to NOK 18,219 million in Nordx Bank AB. According to capital adequacy rules, this residual currency exposure does not affect the recognized income in the Parent Company.

Interest rate risk in relation to cash flows and fair values

The Board of Directors has decided on a policy whereby the Group continuously measures and reports its interest rate risk based on an interest rate risk model. Interest rate risk is measured in 6 different standard scenarios prescribed by the European Banking Authority and the Swedish Financial Supervisory Authority. The calculation of interest rate risk is based on the EBA's and the Swedish Financial Supervisory Authority's assumptions relating to interest-sensitive contractual and behavioral cash flows in terms of fixed interest periods, maturities and commercial margins.

while in the Consolidated Situation the corresponding figure is SEK 103.9 million (14.3 million).

The Group's fixed interest rate on lending and borrowing is mainly concentrated on a 1-3-month basis. The lending rate is generally tied to the Group's own borrowing costs, which means that the interest rate risk is limited both in terms of fair value of assets and liabilities, as well as the net interest income. In order to limit interest rate risk, the Group also engages in interest rate swaps from time to time.

Liquidity risk

Refer to section Information on liquidity risk under section Capital adequacy analysis.

In the most negative scenario, the interest rate risk in Nordax Bank amounts to SEK 120.8 million (102.1 million).

FINANCIAL ASSETS AND LIABILITIES

The following table analyzes the Group's financial assets and liabilities broken down by the time remaining at the close of the reporting period until the first contractual early redemption date. The contractual maturity date for issued securities is in excess of five years. See Note 29 for further details. All other amounts stated in the table are the contractual, undiscounted cash flows.

FINANCIAL ASSETS

GROUP

31 December 2021	Less than 3 months	3-12 months	1-5 years	More than 5 years	TOTAL
Financial assets					
Lending to central banks	1,924	-	-	-	1,924
Lending to credit institutions	3,080	-	-	-	3,080
Lending to the general public	13,266	3,488	4,103	49,824	70,681
Bonds and other fixed-income securities	2,843	8,899	11,576	-	23,318
Other shares	-	-	-	154	154
Derivatives	45	92	-	3	140
Other assets	2	-	-	-	2
Total	21,160	12,479	15,679	49,981	99,299

31 december 2020	Less than 3 months	3-12 months	1-5 years	More than 5 years	TOTAL
Financial assets					
Lending to central banks	728	-	-	-	728
Lending to credit institutions	1,101	-	-	-	1,101
Lending to the general public	2,026	37	1,829	23,764	27,656
Bonds and other fixed-income securities	311	101	1,917	-	2,329
Other shares	-	-	-	127	127
Derivatives	2	-	-	-	2
Other assets	2	-	-	-	2
Total	4,170	138	3,746	23,891	31,945

FINANCIAL LIABILITIES

GROUP

31 December 2021	Less than 3 months	3-12 months	1-5 years	More than 5 years	TOTAL
Financial liabilities					
Liabilities to credit institutions	-	614	5,995	-	6,609
Deposits from the general public	65,189	1,434	801	-	67,424
Issued securities	246	3,349	7,271	-	10,866
Subordinated liabilities	-	210	550	972	1,732
Derivates	218	219	-	-	437
Trade payables and other liabilities	119	-	-	-	119
Total	65,772	5,826	14,617	972	87,187

31 December 2020	Less than 3 months	3-12 months	1-5 years	More than 5 years	TOTAL
Financial liabilities					
Liabilities to credit institutions	-	-	1,605	-	1,605
Deposits from the general public	23,526	388	266	-	24,180
Issued securities	-	-	3,330	-	3,330
Subordinated liabilities	-	-	-	348	348
Derivates	2	-	-	-	2
Trade payables and other liabilities	19	-	-	-	19
Total	23,547	388	5,201	348	29,484

FINANCIAL ASSETS

PARENT COMPANY

31 December 2021	Less than 3 months	3-12 months	1-5 years	More than 5 years	TOTAL
Financial assets					
Lending to central banks	1,088	-	-	-	1,088
Lending to credit institutions	1,503	-	-	-	1,503
Lending to the general public	2,815	43	2,338	21,451	26,647
Bonds and other fixed-income securities	242	488	1,801	-	2,531
Other shares	-	-	-	127	127
Derivatives	-	-	-	3	3
Other assets	0	-	-	-	0
Total	5,648	531	4,139	21,581	31,899

31 December 2020	Less than 3 months	3-12 months	1-5 years	More than 5 years	TOTAL
Financial assets					
Lending to central banks	728	-	-	-	728
Lending to credit institutions	950	-	-	-	950
Lending to the general public	2,026	37	1,829	17,119	21,011
Bonds and other fixed-income securities	311	101	1,917	-	2,329
Other shares	-	-	-	127	127
Derivatives	2	-	-	-	2
Other assets	0	-	-	-	0
Total	4,017	138	3,746	17,246	25,147

FINANCIAL LIABILITIES

PARENT COMPANY

31 December 2021	Less than 3 months	3-12 months	1-5 years	More than 5 years	TOTAL
Financial liabilities					
Liabilities to credit institutions	-	-	-	-	-
Deposits from the general public	27,800	1,434	801	-	30,035
Issued securities	-	901	579	-	1,480
Subordinated liabilities	-	-	972	-	972
Derivates	138	157	-	-	295
Liabilities to securization firms	35	2	160	2,331	2,528
Liabilities to group companies	0	1,666	-	-	1,666
Trade payables and other liabilities	87	-	-	-	87
Total	28,060	4,160	2,512	2,331	37,063

31 December 2020	Less than 3 months	3-12 months	1-5 years	More than 5 years	TOTAL
Financial liabilities					
Liabilities to credit institutions	-	-	-	-	-
Deposits from the general public	23,526	388	266	-	24,180
Issued securities	-	-	1,080	-	1,080
Subordinated liabilities	-	-	-	348	348
Derivates	2	-	-	-	2
Liabilities to securization firms	0	1	37	266	304
Liabilities to group companies	0	2,945	-	-	2,945
Trade payables and other liabilities	18	-	-	-	18
Total	23,546	3,334	1,383	614	28,877

Capital adequacy analysis

The information in this section is prepared in accordance with the requirements stipulated in Swedish Financial Supervisory Authority's Regulations and general guidelines (FFFS 2008:25) regarding annual reports at credit institutions and securities companies, part 8 in the Capital Requirements Regulation (Regulation (EU) 575/2013), the EBA's implementing technical standards (ITS) with regard to disclosure of own funds (EU Regulation No 1423/2013), the Swedish Financial Supervisory Authority's regulations on prudential requirements and capital buffers (FFFS 2014:12) and the Swedish Financial Supervisory Authority's regulations on liquidity risk management (FFFS 2010:7)."

Nordax has decided to use transitional rules regarding IFRS 9 that entail a gradual phasing-in of credit provisions that arose during the transition to IFRS 9 and credit provisions for stages 1 and 2 until December 31, 2019. In the calculation of the capital base in capital adequacy this means that the decrease in shareholder equity is amortized during the period 2018-2022 as follows:

- 2018 95% reversal of the initial negative effect on equity
- 2019 85% reversal of the initial negative effect on equity
- 2020 70% reversal of the initial negative effect on equity
- 2021 50% reversal of the initial negative effect on equity
- 2022 25% reversal of the initial negative effect on equity

Nordax also applies the transitional rules for credit provisions for stages 1 and 2 that arose after December 31, 2019. The calculation of the capital base in capital adequacy incorporates the below scale for reversal in the period 2020-2024:

- 2020 100% reversal of the initial negative effect on equity
- 2021 100% reversal of the initial negative effect on equity
- 2022 70% reversal of the initial negative effect on equity
- 2023 50% reversal of the initial negative effect on equity
- 2024 25% reversal of the initial negative effect on equity

Other information required by EBA/GL/ 2018/01 is available on the website at www.nordaxgroup.com.

Combined buffer requirement

The combined buffer requirement for the Consolidated Situation consists of a capital conservation buffer and a countercyclical capital buffer. Since November 2021, a system risk buffer requirement has also been added following the acquisition of Bank Norwegian. The required capital conservation buffer amounts to 2.5 percent of the risk-weighted exposure sum. The countercyclical capital buffer is weighted on the basis of geographic requirements.

For Denmark, Finland, Spain, Sweden and Germany, the requirement was 0% while the requirement was 1% for Norway. The system risk buffer amounts to 3% of Bank Norwegian's total risk-weighted exposure sum.

Information on the consolidated situation

The top company in the Consolidated Situation is Nordax Holding AB (publ). The following companies are included in the Consolidated Situation when calculating capital requirements: Nordax Holding AB, Nordax Group AB, Nordax Bank AB (publ), Nordax Sverige AB, Nordax Sverige 4 AB (publ), Nordax Sverige 5 AB (publ), Nordax Nordic 2 AB, Nordax Nordic 4 AB (publ), Svensk Hypotekspension AB and affiliated subsidiaries Svensk Hypotekspension Fond 2 AB, Svensk Hypotekspension Fond 3 AB (publ), Svensk Hypotekspension Fond 4 AB (publ) and Svensk Hypotekspension 5 AB (publ), in addition to Bank Norwegian ASA and its subsidiary Lilienthal Finance Ltd.

Changes to the Consolidated Situation occurred in November 2021 when Nordax Bank AB acquired Bank Norwegian ASA. This change means that Bank Norwegian ASA and its subsidiary Lilienthal Finance Ltd are included in the Consolidated Situation. This acquisition was financed via a new share issue by Nordax Holding AB (publ) worth SEK 9.7 billion. In addition to this, the Company also issued SEK 1.4 billion of minority Tier 1 capital and SEK 650 million of Tier 2 capital, both of which were subscribed to by external investors. Nordax Group AB subsequently issued the corresponding instruments and amounts which were subscribed to by Nordax Holding AB (publ). Nordax Bank AB then issued the corresponding amounts and instruments which were subscribed to by Nordax Group AB. Nordax Bank also financed the acquisition via an issue for non-cash consideration of Bank Norwegian shares worth upwards of SEK 4.4 billion, unconditional shareholder contributions in the amount of SEK 1 billion and conditional shareholder contributions amounting to SEK 8.6 billion. In addition to the capital instruments issued above, the Consolidated Situation's capital base also includes Bank Norwegian's share of minority Tier 1 capital in the amount of SEK 213 million and Tier 2 capital worth SEK 472 million. The capital requirement applicable to Nordax Bank increased due to its shareholding in Bank Norwegian while in terms of the Consolidated Situation the capital requirement increased via the inclusion of Bank Norwegian's assets.

CAPITAL ADEQUACY

All amounts in MSEK	GROUP		Parent company	
	2021-12-31	2020-12-31	2021-12-31	2020-12-31
OWN FUNDS				
Common Equity Tier 1 capital	22,409	7,759	9,360	3,303
Deduction from own funds	-12,573	-4,376	-11	-17
Total Common Equity Tier 1 capital	9,836	3,384	9,349	3,286
Tier 1 Capital, minority ⁴	1,545	-	1,320	-
Sum Tier 1 Capital	11,381	3,384	10,669	3,286
Tier 2 Capital ³	1,261	198	972	348
Net own funds	12,642	3,582	11,641	3,634
Risk exposure amount for credit risk	54,965	18,937	41,340	16,802
Risk exposure amount for market risk	0	386	1,145	0
Risk exposure amount for operational risks	5,526	1,517	1,495	1,226
CVA	200	0	130	0
Total risk exposure amount (risk weighted assets)	60,691	20,839	44,110	18,028
Common Equity Tier 1 capital ratio	16.21%	16.24%	21.20%	18.23%
Tier 1 capital ratio	18.75%	16.24%	24.19%	18.23%
Total capital ratio	20.83%	17.19%	26.39%	20.16%
Total Common Equity Tier 1 capital requirement including buffer requirement	9.22%	7.22%	7.60%	7.24%
- of which, capital conservation buffer requirement	2.50%	2.50%	2.50%	2.50%
- of which, countercyclical capital buffers	0.31%	0.22%	0.60%	0.24%
- of which systemic risk buffer	1.91%	-	-	-
Common Equity Tier 1 capital available for use as buffer ¹	9.21%	9.19%	14.20%	12.16%
Specification own funds				
Common Equity Tier 1 capital:				
Capital instruments and the related share premium accounts	20,920	6,778	4,553	67
- of which share capital	2	1	73	50
- of which other contributed capital	20,918	6,777	4,476	7
- of which other funds	-	-	4	10
Retained earnings	612	264	3,547	2,437
Other comprehensive income	-	35	-	35
Deferred tax liabilities attributable to other intangible assets	593	-	-	-
Other transition adjustments of common equity Tier 1 capital	275	302	240	283
Minority interest	-	-	-	-
Independently audited interim results after deductions foreseeable dividends	9	381	1,020	481
Common Equity Tier 1 capital before regulatory adj.	22,409	7,759	9,360	3,303
Regulatory adjustments:				
(-)Intangible assets	-12,550	-4,373	-8	-14
(-)Common Equity Tier 1 instruments in the units in the financial sector where the institution does not have a significant holding	-	-	-	-
Prudent valuation	-23	-2	-3	-2
Total regulatory adjustment to Common Equity Tier 1	-12,573	-4,376	-11	-17
Common Equity Tier 1	9,836	3,384	9,349	3,286
Tier 1 capital				
- tier 1 capital, minority	1,332	-	1,320	-
- tier 1 capital, minority	213	-	-	-
Tier 1 capital, total	11,381	3,384	10,669	3,286
Tier 2 capital instrument				
- tier 2 capital instrument	634	-	972	348
- tier 2 capital, minority	627	198	-	-
Total capital	12,642	3,582	11,641	3,634
Total risk weighted assets	60,691	20,839	44,110	18,028
Specification of risk exposure amount				
Exposures to national governments and central banks	187	-	129	-
Exposures to regional governments and local authorities	1,159	-	-	-
Institutional exposures	972	231	353	192
Covered bonds	1,191	10,124	134	124
Household exposures	38,220	12,422	14,121	11,943
Exposures secured by mortgages on immovable property	4,464	3,569	1,771	1,181
Equity exposures	154	127	21,611	1,157
Past due items	8,310	2,344	2,916	2,163
Corporate exposures	-	-	-	-
Other items	507	120	305	42
Total risk exposure amount for credit risk, Standardized Approach	54,964	18,937	41,340	16,802

CAPITAL ADEQUACY

All amounts in MSEK	GROUP		Parent company	
	2021-12-31	2020-12-31	2021-12-31	2020-12-31
Exchange rate risk	0	386	1,145	0
Total risk exposure amount for market risk	0	386	1,145	0
Operative risk according to alternative Standardized Method	5,526	1,517	1,495	1,226
Total risk exposure amount for operational risks	5,526	1,517	1,495	1,226
Credit valuation adjustment risk (CVA)	200	0	130	0
Total risk exposure amount for credit valuation adjustment risk	200	0	130	0
Total risk exposure amount	60,691	20,839	44,110	18,028
Specification of capital requirement ²				
Creditrisk				
Exposures to national governments and central banks	15	-	10	-
Exposures to regional governments and local authorities	93	-	0	-
Institutional exposures	78	18	28	15
Covered bonds	95	10	11	10
Household exposures	3,057	994	1,130	955
Exposures secured by mortgages on immovable property	357	286	142	95
Equity exposures	12	10	1,729	93
Past due items	665	188	233	173
Corporate exposures	0	0	0	0
Other items	41	10	24	3
Total capital requirement for credit risk	4,397	1,515	3,307	1,344
Market risk				
Exchange rate risk	0	31	92	0
Total capital requirement for market risk	0	31	92	0
Operational risk				
Operational risk	442	121	120	98
Total capital requirement for operational risks	442	121	120	98
Credit valuation adjustment risk (CVA)				
Credit valuation adjustment risk (CVA)	16	0	10	0
Total capital requirement for CVA risk	16	0	10	0
Totalt kapitalkrav	4,855	1,667	3,529	1,442
Capital Requirement, in percent				
Pillar 1	8.00%	8.00%	8.00%	8.00%
Pillar 2	4.76%	0.86%	1.04%	1.42%
Capital conservation buffer	2.50%	2.50%	2.50%	2.50%
Institute-specific countercyclical buffer	0.31%	0.22%	0.60%	0.24%
Systemic risk buffer - Norway	1.91%	-	-	-
Total Capital Requirement	17.48%	11.57%	12.14%	12.15%
Capital Requirement, MSEK				
Pillar 1	4,855	1,667	3,529	1,442
Pillar 2	2,892	178	460	256
Capital conservation buffer	1,517	521	1,102	451
Institute-specific countercyclical buffer	185	45	266	42
Systemic risk buffer - Norway	1,159	-	-	-
Capital Requirement	10,608	2,412	5,357	2,191
LEVERAGE RATIO				
Exposure measure for calculating leverage ratio	105,585	33,176	54,123	26,249
Tier 1 capital	11,381	3,384	10,669	3,286
Leverage ratio ⁴	10.78%	10.20%	19.71%	12.52%
Requirements for leverage ratio, MSEK	3,168	-	1,624	-
Requirements for leverage ratio, percentage	3%	-	3%	-

1 Common Equity Tier 1 capital available for use as a buffer refers to Common Equity Tier 1 capital after deducting own funds used to meet the capital adequacy requirement according to Pillar 1. Expressed as a percentage of total risk exposure amount.

2 The capital requirement is 8% of the risk exposure amount pursuant to Regulation (EU) No 575/2013.

3 Nordax Bank's and Bank Norwegian's subordinated loans can only be included in the Consolidated Situation's capital base proportionate to the amount required to cover each respective bank's capital requirements. As at December 31, 2021, eligible Tier 2 capital amounted to SEK 156 million in the case of Nordax and SEK 472 million in the case of Bank Norwegian. During October and November 2021, Nordax Bank AB, Nordax Group AB and Nordax Holding AB issued further Tier 2 capital worth SEK 650 million.

4 In November 2021, Nordax Bank AB, Nordax Group AB and Nordax Holding AB issued minority Tier 1 capital worth SEK 1,400 million. Bank Norwegian's minority Tier 1 capital may only be included in the amount of SEK 213 million.

5 Nordax Bank AB and the Consolidated Situation have resolved to apply the transition rules according to article 473a in 575/2013/EU, paragraphs 2 and 4. Table according to "Final report on the guidelines on uniform disclosure of IFRS 9 transitional arrangements," EBA/GL/2018/01, published on the bank's website, www.nordaxgroup.com.

6 The leverage ratio has been adjusted and differs from the previously published report, 2021 Q4 year-end report. In the year-end report, the leverage ratio was stated to 12.78% in respect of the Consolidated Situation.

Template EU KM1 – Key metrics template
GROUP

All amounts are in MSEK		a	b	c	d	e
Available own funds (amounts)		20211231	20210930	20210630		
1	Common Equity Tier 1 (CET1) capital	9,836	3,671	3,597		
2	Tier 1 capital	11,381	3,671	3,597		
3	Total capital	12,642	3,894	3,814		
Risk-weighted exposure amounts						
4	Total risk exposure amounts	60,691	23,535	22,414		
Capital ratios (as a percentage of risk-weighted exposure amount)						
5	Common Equity Tier 1 ratio (%)	16.21%	15.60%	16.05%		
6	Tier 1 ratio (%)	18.75%	15.60%	16.05%		
7	Total capital ratio (%)	20.83%	16.55%	17.02%		
Additional own funds requirements to address risks other than the risk of excessive leverage (as a percentage of risk-weighted exposure amount)						
Additional own funds requirements to address risks other than the risk of excessive leverage (%)						
EU 7a	of which: to be made up of CET1 capital (percentage points)	3.69%	-	-		
EU 7b	of which: to be made up of Tier 1 capital (percentage points)	3.69%	-	-		
EU 7c	of which: to be made up of Tier 1 capital (percentage points)	-	-	-		
EU 7d	Total SREP own funds requirements (%)	11.69%	8%	8%		
Combined buffer and overall capital requirement (as a percentage of risk-weighted exposure amount)						
8	Capital conservation buffer (%)	2.50%	2.50%	2.50%		
Conservation buffer due to macro-prudential or systemic risk identified at the level of a Member State (%)						
EU 8a		-	-	-		
9	Institution specific countercyclical capital buffer (%)	0.31%	0.21%	0.20%		
EU 9a	Systemic risk buffer (%)	-	-	-		
10	Global Systemically Important Institution buffer (%)	-	-	-		
EU 10a	Other Systemically Important Institution buffer (%)	1.91%	-	-		
11	Combined buffer requirement (%)	4.72%	2.71%	2.70%		
EU 11a	Overall capital requirements (%)	17.48%	10.71%	10.70%		
12	CET1 available after meeting the total SREP own funds requirements (%)	11.45%	8.55%	9.02%		
Leverage ratio						
13	Total exposure measure	105,585	41,965	39,832		
14	Leverage ratio (%)	10.78%	8.75%	9.03%		
Additional own funds requirements to address the risk of excessive leverage (as a percentage of total exposure measure)						
Additional own funds requirements to address the risk of excessive leverage (%)						
EU 14a	of which: to be made up of CET1 capital (percentage points)	-	-	-		
EU 14b		-	-	-		
EU 14c	Total SREP leverage ratio requirements (%)	-	-	-		
Leverage ratio buffer and overall leverage ratio requirement (as a percentage of total exposure measure)						
EU 14d	Leverage ratio buffer requirement (%)	3.00%	3.00%	3.00%		
EU 14e	Overall leverage ratio requirement (%)	3.00%	3.00%	3.00%		
Liquidity Coverage Ratio ¹						
15	Total high-quality liquid assets (HQLA) (Weighted value -average)	6,008	4,729	3,635		
EU 16a	Cash outflows – Total weighted value	3,857	2,653	2,727		
EU 16b	Cash inflows – Total weighted value	3,154	2,820	3,192		
16	Total net cash outflows (adjusted value)	964	663	682		
17	Liquidity coverage ratio (%)	623.03%	713.04%	533.10%		
Net Stable Funding Ratio						
18	Total available stable funding	102,580	42,216	40,399		
19	Total required stable funding	76,258	33,262	31,225		
20	NSFR ratio (%)	134.52%	127%	129.38%		

¹ Expressed as simple averages of the observations at the end of the month during the twelve months before the end of each quarter.

Internal capital requirement

As at December 31, 2021, the internal capital assessed capital requirement in Consolidated Situation amounted to SEK 2,892 million (178 million). The total capital requirement for the period amounts to SEK 10,608 million and 93% of this is covered by CET1, while the remainder is over by other Tier 1 capital. The fact that both the internally assessed capital requirement and the overall capital requirement have increased significantly is due to the acquisition by Nordax of Bank Norwegian during Q4 2021.

Nordax Bank's internal capital requirements are assessed using internal models for economic capital. The Bank has not received any Pillar 2 guidance as Swedish Financial Authority has not yet completed its Review and Evaluation process. The internal capital requirement is estimated using Bank Norwegian has been issued with a Pillar 2 requirement in the amount of 5.8% by the Financial Supervisory Authority of Norway, in addition to recommended CET1 margin of 1% and a buffer for other system-critical institutions amounting to 3% of Bank Norwegian's total risk-weighted exposure sum. These have also been taken into account and included in the total capital requirements for the Consolidated Situation.

Leverage ratio

Following amendments to the Prudential Regulation, a minimum leverage ratio of 3.0 percent has been implemented effective June 28, 2021. As at December 31, 2021, the Consolidated Situation has a leverage ratio amounting to 10.78%, which is well in excess of the 3% requirement.

Information on liquidity risk

The Group defines liquidity risk as the risk of failing to fulfill payment obligations at maturity without a significant increase in the cost of obtaining means of payment. The Group uses asset-backed borrowing in which parts of the Group's asset portfolios are pledged as collateral for the loans. The Group's long-term strategy is to match lending assets with the maturities of liabilities. The strategy strives to achieve a diversified funding platform comprising equity, subordinated debt, securitizations ("ABS"), credit facilities provided by banks, deposits from the public and senior uncovered bonds.

The goal is to use funding sources that meet the following criteria:

- Provide a high degree of matching of currencies and interest periods as well as maturities between assets and liabilities.
- Offer diversification in terms of markets, investors, instruments, maturities, currencies, counterparties and geography.

- Carry a low liquidity risk and offer a strong possibility of refinancing at maturity, as evidenced by price stability, regularity of issuance and a broad investor base.

- Provide access to relatively large volumes, to meet the funding requirements of a growing balance sheet.

The Group has an independent function for liquidity risk control. The function reports directly to the Board of Directors and CEO. Liquidity risk is reported at each meeting of the Board of Directors. Cash flows that are expected to arise from the liquidation of all assets, liabilities and off-balance sheet items are calculated. Key ratios from the Balance Sheet (such as the cash ratio, loan-to-deposit ratio, liquidity coverage ratio, net stable funding ratio and deposit usage) are calculated and monitored over time to illustrate the financial structure and the Group's liquidity risk. Liquidity risk is measured monthly under various scenarios and events (such as less favorable advance rates and changed cash flows) and specified separately and collectively. Measurement and reporting of liquidity risk is also performed by the Treasury function on a daily basis, which reports to the Company's management.

The contingency plan contains a clear division of responsibilities and instructions on how the Group should respond in a liquidity crisis. The plan specifies appropriate actions to manage the consequences of various types of crises and contains definitions of events that trigger and escalate the contingency plan. The contingency plan has been tested and updated.

As at December 31, 2021, Nordax had a liquidity coverage ratio (LCR) of 124%¹ (401%²). On the same date, the net stable funding ratio (NSFR) was 135% (120%), calculated in accordance with the definition in Regulation (EU) No. 575/2013.

Nordax's liquidity reserves as at December 31, 2021 amounted to SEK 27.8 billion (4.1 billion). The large increase is mainly due to the acquisition of Bank Norwegian, whose contribution amounted to SEK 22.7 billion. Of these investments, 43 percent (30) were in covered bonds, 29 percent (25) in municipal bonds, 9 percent (25) in Nordic banks, 7 percent (18) in the Riksbank, the rest were invested in treasury bills and multilateral development banks. These investments generally have a credit rating of between AAA and A. The liquidity reserve's average maturity was 457 days (467).

As at December 31, 2021, Nordax's funding sources comprises SEK 2,250 million (2,250 million) financing via the asset-backed securities market (securitized), SEK 8,605 million (1,080 million) in corporate bonds, SEK 6,608 million (1,605 million) financing against pledges with international banks, and SEK 67,424 million (24,180 million) of retail deposits.

¹ When calculating the LCR of the Consolidated Situation, Nordax has chosen to include only the liquidity buffer required to cover Bank Norwegian's net outflow, as Nordax does not consider that liquidity exceeding 100% of Bank Norwegian's net outflow can be freely used by the Consolidated Situation. In the event that Bank Norwegian surplus liquidity was included in the Consolidated Situation, the LCR could stand at 358%.

² Nordax has revised the Q4 2020 LCR following a reclassification of the buffer that was previously reported as 472 percent.

Note 5 Classification of financial assets and liabilities

GROUP

31 December 2021	Financial assets at fair value through profit or loss ¹	Financial assets at amortised cost	Financial liabilities at amortised cost	Financial assets at fair value via other comprehensive income	TOTAL
Assets					
Lending to central banks	-	1,924	-	-	1,924
Lending to credit institutions	-	3,080	-	-	3,080
Lending to the general public	-	70,681	-	-	70,681
Bonds and other fixed-income securities	23,318	-	-	-	23,318
Other shares	27	-	-	127	154
Derivates	140	-	-	0	140
Other assets	-	2	-	-	2
Total assets	23,485	75,687	-	127	99,299
Liabilities					
Liabilities to credit institutions	-	-	6,609	-	6,609
Deposits from the general public	-	-	67,424	-	67,424
Issued securities	-	-	10,866	-	10,866
Subordinated liabilities	-	-	1,733	-	1,733
Derivates	437	-	-	-	437
Other liabilities	-	-	119	-	119
Total liabilities	437	-	86,751	-	87,188

31 December 2020	Financial assets at fair value through profit or loss ¹	Financial assets at amortised cost	Financial liabilities at amortised cost	Financial assets at fair value via other comprehensive income	TOTAL
Assets					
Lending to central banks	-	728	-	-	728
Lending to credit institutions	-	1,101	-	-	1,101
Lending to the general public	-	27,656	-	-	27,656
Bonds and other fixed-income securities	2,329	-	-	-	2,329
Other shares	-	-	-	127	127
Derivates	2	-	-	-	2
Other assets	-	2	-	-	2
Total assets	2,331	29,487	-	127	31,945
Liabilities					
Liabilities to credit institutions	-	-	1,605	-	1,605
Deposits from the general public	-	-	24,180	-	24,180
Issued securities	-	-	3,330	-	3,330
Subordinated liabilities	-	-	348	-	348
Derivates	2	-	-	-	2
Other liabilities	-	-	19	-	19
Total liabilities	2	-	29,482	-	29,484

PARENT COMPANY

31 December 2021	Financial assets at fair value through profit or loss ¹	Financial assets at amortised cost	Financial liabilities at amortised cost	Financial assets at fair value via other comprehensive income	SUMMA
Assets					
Lending to central banks	-	1,088	-	-	1,088
Lending to credit institutions	-	1,503	-	-	1,503
Lending to the general public	-	26,647	-	-	26,647
Bonds and other fixed-income securities	2,531	-	-	-	2,531
Other shares	-	-	-	127	127
Derivates	3	-	-	-	3
Other assets	-	0	-	-	0
Total assets	2,534	29,238	-	127	31,899
Liabilities					
Liabilities to credit institutions	-	-	30,035	-	30,035
Deposits from the general public	-	-	1,480	-	1,480
Issued securities	-	-	2,528	-	2,528
Subordinated liabilities	-	-	972	-	972
Derivates	295	-	-	-	295
Other liabilities	-	-	87	-	87
Total liabilities	295	-	35,102	-	35,397

¹ Mandatorily at fair value through profit and loss.

31 December 2020	Financial assets at fair value through profit or loss ¹	Financial assets at amortised cost	Financial liabilities at amortised cost	Financial assets at fair value via other comprehensive income	TOTAL
Assets					
Lending to central banks	-	728	-	-	728
Lending to credit institutions	-	950	-	-	950
Lending to the general public	-	21,011	-	-	21,011
Bonds and other fixed-income securities	2,329	-	-	-	2,329
Other shares	-	-	-	127	127
Derivates	2	-	-	-	2
Other assets	-	0	-	-	0
Total assets	2,331	22,689	-	127	25,147
Liabilities					
Liabilities to credit institutions	-	-	24,180	-	24,180
Deposits from the general public	-	-	1,080	-	1,080
Issued securities	-	-	304	-	304
Subordinated liabilities	-	-	348	-	348
Derivates	2	-	-	-	2
Other liabilities	-	-	18	-	18
Total liabilities	2	-	25,930	-	25,932

Note 6 Fair value measurements of financial assets and liabilities

GROUP

31 December 2021	Carrying amount	Fair value	Delta
Assets			
Lending to central banks ¹	1,924	1,924	-
Lending to credit institutions ¹	3,080	3,080	-
Lending to the general public ²	70,681	74,375	3,694
Bonds and other fixed-income securities	23,318	23,318	-
Other shares	154	154	-
Derivatives	140	140	-
Total Assets	99,297	102,991	3,694
Liabilities			
Liabilities to credit institutions ¹	6,609	6,609	-
Deposits from general public ¹	67,424	67,424	-
Issued securities ³	10,866	10,947	81
Derivatives	437	437	-
Subordinated liabilities ³	1,733	1,756	23
Total liabilities	87,069	87,173	104

31 December 2020	Carrying amount	Fair value	Delta
Assets			
Lending to central banks ¹	728	728	-
Lending to credit institutions ¹	1,101	1,101	-
Lending to the general public ²	27,656	30,722	3,066
Bonds and other fixed-income securities	127	127	-
Other shares	2	2	-
Derivatives	2,329	2,329	-
Total Assets	31,943	35,009	3,066
Liabilities			
Liabilities to credit institutions ¹	1,605	1,605	-
Deposits from general public ¹	24,180	24,180	-
Issued securities ³	3,330	3,294	-36
Derivatives	2	2	-
Subordinated liabilities ³	348	348	0
Total liabilities	29,465	29,429	-36

¹ Fair value is deemed to be the same as the carrying amount, as these are of a short-term nature.

² The measurement includes significant non-observable inputs.

³ Fair value data for issued securities and debenture loans belong to Level 2, as the inputs for measurement are based directly or indirectly on quoted prices.

PARENT COMPANY

31 December 2021	Carrying amount	Fair value	Delta
Assets			
Lending to central banks ¹	1,088	1,088	-
Lending to credit institutions ¹	1,503	1,503	-
Lending to the general public ²	26,647	30,279	3,632
Bonds and other fixed-income securities	2,531	2,531	-
Other shares	127	127	-
Derivatives	3	3	-
Total Assets	31,899	35,531	3,632
Liabilities			
Deposits from the general public ¹	30,035	30,035	-
Liabilities to securitisation firms ¹	2,528	2,528	-
Issued securities ³	1,480	1,485	5
Derivatives	295	295	-
Subordinated liabilities ³	972	983	11
Total liabilities	35,310	35,326	16

PARENT COMPANY

31 December 2020	Carrying amount	Fair value	Delta
Tillgångar			
Lending to central banks ¹	728	728	-
Lending to credit institutions ¹	950	950	-
Lending to the general public ²	21,011	24,039	3,028
Other shares	127	127	-
Derivatives	2	2	-
Bonds and other fixed-income securities	2,329	2,329	-
Total Assets	25,147	28,175	3,028
Liabilities			
Deposits from the general public ¹	24,180	24,180	-
Liabilities to securitisation firms ¹	304	304	-
Issued securities ³	1,080	1,078	-2
Derivatives	2	2	-
Subordinated liabilities ³	348	348	0
Total liabilities	25,914	25,912	-2

¹ Fair value is deemed to be the same as the carrying amount, as these are of a short-term nature.

² The measurement includes significant non-observable inputs.

³ Fair value data for issued securities and debenture loans belong to Level 2, as the inputs for measurement are based directly or indirectly on quoted prices.

Calculation of fair value

The fair value of financial instruments traded in an active market is based on quoted market prices on the balance sheet date. A market is considered active if quoted prices from a stock exchange, broker, industry group, pricing service or monitoring authority are readily and regularly available and these prices represent real and regularly occurring arm's length market transactions. The quoted market price used for the Group's financial assets is the current purchase price. These instruments are classified as level 1.

The fair value of financial instruments that are not traded in an active market is measured using valuation techniques. When available, market data is used here as far as possible. If all the material inputs required for the fair value measurement of an instrument are observable, either directly (i.e. as quoted prices) or indirectly (i.e. as derived quoted prices), the instrument is classified as level 2.

Where one or more material inputs are not based on observable market data, the instrument concerned is classified as level 3. The table below shows financial instruments measured at fair value, based on their classification in the fair value hierarchy.

Valuation techniques for measuring fair value – level 2.

The value of lending to the general public has been measured based on observable market data by discounting the expected future cash flows of the assets to present value using a discount factor. The expected future cash flows have been based on the size of the portfolio at the end of the balance sheet date and an expected future cash flow on the maximum maturity of the portfolio.

The fair value of bonds is measured by calculating discounted cash flows. The current market interest rate is used for discounting.

The fair value of currency futures contracts is measured as the present value of future cash flows based on currency futures rates at the balance sheet date.

Fair value measurement using material, unobservable inputs – level 3.

Nordax has a holding of unlisted shares in Stabelo AB that is valued at fair value based on unobservable inputs. No significant events affecting fair value are deemed to have occurred since the new share issue in October 2020 and the balance sheet date of 31 December 2021, therefore the value has been measured based on the issue price at the last new share issue. The acquisition of Bank Norwegian included shares and holdings classified in level 3.

There were no transfers between levels in 2021.

The table below shows the changes that have occurred in relation to level 3 instruments:

Unlisted shares	MSEK
Opening balance 1 januari 2020	80
Transfers from level 2	-
Acquisitions	12
Sales	-
Losses recognized in the other comprehensive income	-
Profits recognized in the other comprehensive income	35
Closing balance 31 December 2020	127
Acquisitions	27
Sales	-
Losses recognized in the other comprehensive income	-
Profits recognized in the other comprehensive income	-
Closing balance 31 December 2021	154

GROUP

31 December 2021	Level 1	Level 2	Level 3	TOTAL
Assets				
Bonds and other fixed-income securities	1,716	21,602	-	23,318
Other shares	-	-	154	154
Derivatives	-	140	-	140
Total assets	1,716	21,742	154	23,612
Liabilities				
Derivatives	-	437	-	437
Total liabilities	-	437	-	437

31 december 2020	Level 1	Level 2	Level 3	TOTAL
Assets				
Bonds and other fixed-income securities	1,511	818	-	2,329
Other shares	-	-	127	127
Derivatives	-	2	-	2
Total assets	1,511	820	127	2,458
Liabilities				
Derivatives	-	2	-	2
Total liabilities	-	2	-	2

PARENT COMPANY

31 december 2021	Level 1	Level 2	Level 3	TOTAL
Assets				
Bonds and other fixed-income securities	1,716	815	-	2,531
Other shares	-	-	127	127
Derivatives	-	140	-	140
Total assets	1,716	955	127	2,798
Liabilities				
Derivatives	-	295	-	295
Total liabilities	-	295	-	295

31 december 2020	Level 1	Level 2	Level 3	TOTAL
Assets				
Bonds and other fixed-income securities	1,511	818	-	2,329
Other shares	-	-	127	127
Derivatives	-	2	-	2
Total assets	1,511	820	127	2,458
Liabilities				
Derivatives	-	2	-	2
Total liabilities	-	2	-	2

Note 7 Net interest income

All amounts in MSEK	GROUP		PARENT COMPANY	
	2021-12-31	2020-12-31	2021-12-31	2020-12-31
Interest income from the general public ^{1,2,3}	2,963	2,156	1,993	1,947
Interest income from credit institutions	1	2	1	2
Interest income from fixed-income securities ⁴	47	19	14	19
Total interest income	3,011	2,177	2,008	1,968
Interest expenses to the general public	-404	-383	-267	-277
Interest expenses to credit institutions	-7	-3	-7	-3
Interest expenses from fixed income securities ⁴	-41	-18	-16	-18
Interest expenses debenture loans	-26	-19	-21	-19
Interest expenses group liabilities	0	-	-217	-288
Interest expenses leasing	-1	-1	-	-
Total income expenses	-479	-424	-528	-605
Net interest income	2,532	1,753	1,481	1,363

¹ Interest income on impaired financial assets amounts to SEK 144 million (75 million) for the Group.

² Interest income from financial instruments not valued at fair value through profit or loss amounts to SEK 3,011 million (2,177 million) for the Group, and SEK 2,008 million (1,968 million) for the Parent Company. Interest costs arising from financial instruments not valued at fair value through profit or loss amounts to SEK 479 million (424 million) for the Group, and SEK 528 million (605 million) for the Parent Company.

³ The Parent Company includes interest income from its subsidiary SHP amounting to SEK 73 million (60 million).

⁴ Specification of interest income and interest costs added. 2020 has been updated.

Note 8 Commission income

All amounts are in MSEK	GROUP		PARENT COMPANY	
	2021-12-31	2020-12-31	2021-12-31	2020-12-31
Insurance commission ¹	46	26	24	18
Administrative fees	120	45	38	36
Total	166	71	62	54

¹ Insurance commission is attributable to financial instruments not measured at fair value.

Note 9 Net profit from financial transactions

All amounts are in MSEK	GROUP		PARENT COMPANY	
	2021-12-31	2020-12-31	2021-12-31	2020-12-31
Changes in exchange rates	-27	-7	-57	7
Profit from investments in bonds and other fixed-income securities valued at fair value	-41	-3	-9	-3
Net profit/loss from financial transactions	-68	-10	-66	4

Nordax uses currency derivatives to manage currency risks that arise. Currency risk occurs both in the Group and the Parent Company primarily as a result of cross-border operations. In 2021, market rates were low or negative, and Nordax invests in bonds and certificates of deposit with very low levels of credit risk attached. All in all, this meant that interest rate investments recorded a loss in the amount of SEK -41 million (-3 million).

Note 10 Other operating income

Other operating income refers to income for securitized loans.

Note 11 General administrative expenses

All amounts are in MSEK	GROUP		PARENT COMPANY	
	2021-12-31	2020-12-31	2021-12-31	2020-12-31
Employee benefit expenses				
Salaries and fees	-244	-164	-199	-154
Pension expenses	-22	-18	-18	-16
Social security contributions	-66	-53	-59	-50
Other employee benefit expenses	-14	-9	-12	-9
Total employee benefit expenses	-346	-244	-288	-229
Other administrative expenses				
IT expenses	-210	-141	-194	-141
External services	-679	-93	-143	-82
Costs of premises	-15	-8	-21	-18
Telephone and postage	-23	-19	-20	-18
Other	-46	0	2	2
Total other administrative expenses	-973	-261	-376	-257
Total general administrative expenses	-1,319	-505	-664	-486

GROUP

All amounts are in MSEK	2021-12-31	2020-12-31
Specification of salaries and fees¹		
Directors, Chief Executive Officer and other senior executives	-11	-10
Other employees	-233	-154
Total	-244	-164
Breakdown of social security contributions		
Directors, Chief Executive Officer and other senior executives	-4	-3
Other employees	-62	-50
Total	-66	-53
Breakdown of pension expenses		
Directors, Chief Executive Officer and other senior executives	-2	-2
Other employees	-20	-16
Total	-22	-18
Breakdown of average number of employees (converted to full-time equivalents)		
Women in Sweden	281	211
Men in Sweden	232	140
Total	513	351
The average number of employees²	356	285

¹ Persons in senior management include those holding senior management roles in addition to the CEO and CFO who are employees of Nordax Holding AB and Nordax Group AB respectively. ² The average number of employees (FTE) for 2021 which also includes Bank Norwegian.

GROUP

Breakdown between women and men	2021-12-31	2020-12-31
Breakdown between women and men on the Board of Directors		
Women	1	1
Men	6	6
Total	7	7
Breakdown between women and men in the senior management		
Women	4	4
Men	4	4
Total	8	8

GROUP

All amounts are in TSEK	Basic salary/ Board fees	Variable remuneration	Pension cost	Total
Remuneration and other benefits 2021¹				
Styrelseordförande Hans-Ole Jochumsen	-466	-	-	-466
Styrelseledamot Christopher Ekdal	-127	-	-	-127
Styrelseledamot Christian Frick	-127	-	-	-127
Styrelseledamot Henrik Källén	-296	-	-	-296
Styrelseledamot Anna Storåkers	-254	-	-	-254
Styrelseledamot Ville Talasmäki	-148	-	-	-148
Styrelseledamot Ricard Wennerklint	-85	-	-	-85
Andra ledande befattningshavare (6 st)	-9,402	-	-2,056	-11,458
Total	-10,905	-	-2,056	-12,961

All amounts are in TSEK	Basic salary/ Board fees	Variable remuneration	Pension cost	Total
Remuneration and other benefits 2020				
Board of directors (7 persons)	-1,876	-	-	-1,876
Other senior management (6 persons)	-8,435	-	-1,788	-10,223
Total	-10,311	-	-1,788	-12,099

¹ The Board of Directors consists of 7 (7) persons. Director's fees were paid to the Chairman and members of the Board of Directors in accordance with the decision at the Annual General Meeting 2020. At the end of the period, there were 8 (8) persons in the ordinary management Group. The CEO and CFO are employees of Nordax Holding AB and Nordax Group AB respectively.

Information on remuneration system

Information on remuneration according to the Swedish Financial Supervisory Authority's Regulations regarding Prudential Requirements and Capital Buffers (FFFS 2011:1) is provided on Nordax's website www.nordaxgroup.com.

Share-based remuneration

Until the delisting in April 2018, Nordax had a long-term management incentive plan for persons in senior management combining the following components: 40% of the variable remuneration was paid out in cash in the same year that the decision to grant remuneration was made, and 60% of the variable remuneration was deferred for up to 3 years or, for the CEO, 5 years (the qualifying period). When the incentive plan was terminated following the delisting, the previous future right to allocations of restricted share units was converted to variable cash remuneration. The cash remuneration for each restricted share unit amounted to SEK 60, which corresponded to the price of the Nordax share in the cash mandatory bid presented in February 2018. The deferred variable remuneration was paid for the last time in June 2021.

CEO and other persons in senior management

The CEO is not employed by Nordax Bank AB but is instead employed by Nordax Holding AB (formerly NDX Intressenter AB).

The minimum notice period for others in senior management positions is 4 months for the employee and 9 months for the Company. If the notice of termination of employment is given during the period November 20 - January 1 or May 20 - July 20, the minimum notice period is 6 months instead of 4 months. For persons in senior management hired since 2018, there is a mutual minimum notice period for resignation/termination of employment of 6 months. There are no employees who are eligible for severance pay upon termination, and this includes the CEO.

All employees including the CEO are entitled to an occupational pension according to the following premium scale:

- Salary components up to 7.5 income base amounts 4.5%
- Salary components over 7.5 income base amounts 30%
- Annual pensionable salary is calculated as monthly salary x 12.2 = annual pensionable salary

With respect to the incentive plans, reference is made to the section of the accounting policies on employee benefits, as well as the section on share-based remuneration.

Fees to auditors	GROUP		PARENT COMPANY	
	2021-12-31	2020-12-31	2021-12-31	2020-12-31
All amounts are in MSEK				
Deloitte				
Audit engagement	-7	-4	-5	-2
Audit work in addition to the Audit assignment	0	-1	0	-1
Tax advisory services	0	-	0	-
Other services	-1	-	-1	-
Total expense for audit fees	-8	-5	-6	-3

Note 12 Credit losses

	GROUP		PARENT COMPANY	
	2021-12-31	2020-12-31	2021-12-31	2020-12-31
All amounts are in MSEK				
Credit losses – lending to the general public				
Stage 1	-335	-62	-27	-62
of which initial effect of acquisitions	-304	-	-	-
Stage 2	-154	-102	77	-102
of which initial effect of acquisitions	-233	-	-	-
Stage 3	-524	-252	-263	-252
Credit losses for the year	-1,013	-416	-213	-416
Total of which initial effects of acquisitions	-537	-	-	-

Upon the acquisition of Bank Norwegian on November 2, 2021, retail lending was valued at its fair value. Acquired lending in stages 1 and 2 has an initial ECL of SEK 537 million recognized in connection with the acquisition.

Note 13 Tax on profit of the year

	GROUP		PARENT COMPANY	
All amounts are in MSEK	2021-12-31	2020-12-31	2021-12-31	2020-12-31
Current tax				
Current tax on profit for the year	-49	-157	-130	-137
Tax on previous year's profit for the year	0	0	0	0
Current tax on profit of the year	-49	-157	-130	-137
Deferred tax				
Change in deferred tax expense relating to temporary differences	59	2	51	0
Total deferred tax	59	2	51	0
Total reported tax	10	-155	-79	-137
Reconciliation of effective tax				
Reported profit before tax	-33	704	1,061	618
Tax at current Swedish tax rate of 20.6%	7	-151	-219	-132
Tax effect of tax rate for operations abroad	-20	-	-	-
Tax effect of non-deductible expenses	23	-5	64	-5
Tax effect of non-taxable income	0	0	76	-
Tax on previous year's profit for the year	0	0	0	0
Deferred tax	-	1	-	-
Tax effect attributable to changes in tax rates	0	0	0	0
Tax on profit for the year according to the income statement	10	-155	-79	-137
Tax items recognized in Other comprehensive income				
Tax on hedge accounting for net investments	76	-	0	-
Tax on cash flow hedges	0	-	0	-
Total tax attributable to Other comprehensive income	76	-	0	-
Total tax on comprehensive income for the period	86	-155	-79	-137
Tax recognised in the statement of financial position				
Actual tax liability(-)/tax asset(+)	-485	-9	15	8
Deferred tax liability (-)/ tax asset(+)	-787	-26	51	-
Opening balance deferred tax liability(-)/deferred tax asset(+)	-26	-27	-	-
Recognized through profit and loss	59	-2	51	-
Recognized through Other comprehensive income	75	-	0	-
Related through temporary differences	-895	3	-	-
Closing balance deferred tax liability (-)/deferred tax asset (+)	-787	-26	51	-
Deferred tax liability is attributable to				
Surplus lending upon business acquisition SHP	-26	-27	-	-
Surplus lending upon business acquisition Bank Norwegian	-470	-	-	-
Surplus intangible assets upon business acquisition Bank Norwegian	-444	-	-	-
Financial instruments including derivatives and hedge accounting	142	-	51	-
Deficit deduction	9	-	-	-
IFRS 9 adjustments	2	-1	-	-
IFRS 16 adjustments	0	0	-	-
Accrual of acquisition costs for loans SHP	0	2	-	-
Deferred tax liability(-)/ deferred tax asset (+) according to balance sheet	-787	-26	51	-
Deferred tax to be recovered in 12 months	-131	-1	51	-
Deferred tax to be recovered after 12 months	-656	-25	-	-

The current tax rate in Sweden is 20.6% and in Norway it is 25%.

Note 14 Operating segments

Segment information is presented based on the chief operating decision-maker's perspective, and the segments are identified based on the internal reporting to the CEO, who is identified as the chief operating decision-maker. Profit and Loss that cannot be attributed to a single segment is allocated using a distribution matrix according to internal principles that management believes to provide a fair allocation to the segments. The chief operating decision-maker mainly follows the income concept of opera-

ting income. The business models of both Nordax and Bank Norwegian are to conduct cross-border banking activities in Sweden, Norway, Denmark, Finland and Germany. During the year, Bank Norwegian has also begun cross-border activities in Spain. Activities are also conducted in the form of SHP's lending of equity release mortgages.

GROUP

JAN-DEC 2021	Sweden	SHP	Norway	Finland	Germany/ Spain	Denmark	TOTAL
Income statement							
Interest income	1,106	308	839	621	50	87	3,011
Interest expenses	-189	-104	-128	-53	-4	-1	-479
Total net interest income	917	204	711	568	46	86	2,532
Commission income	67	2	57	32	0	8	166
Net profit from financial transactions ¹	15	1	-23	-6	0	0	-68
Total operating income	999	207	745	594	46	94	2,630
General administrative expenses ²	-547	-30	-512	-187	-24	-19	-1,319
Depreciation, amortisation and impairment of property, plant and equipment and intangible assets ²	-14	-3	-22	-13	-1	-9	-62
Other operating expenses	-86	-36	-74	-41	-14	-18	-269
Total operating expenses	-647	-69	-608	-241	-39	-46	-1,650
Profit before credit losses	352	138	137	353	7	48	980
Net credit losses	-463	-1	-55	-408	-3	-83	-1,013
of which initial effect of acquisitions	-132	-	-104	-229	-	-72	-537
Operating profit	-111	137	82	-55	4	-35	-33
Balance sheet							
Lending to the general public	21,475	7,625	20,146	16,267	554	4,614	70,681

GROUP

JAN-DEC 2020	Sweden	SHP	Norway	Finland	Germany/ Spain	Denmark	TOTAL
Income statement							
Interest income	809	271	595	436	66	0	2,177
Interest expenses	-152	-108	-116	-42	-7	0	-425
Total net interest income	657	163	479	394	59	0	1,752
Commission income	30	1	20	20	0	0	71
Net profit from financial transactions ¹	-3	-2	4	0	0	0	-10
Total operating income	684	162	503	414	59	0	1,814
General administrative expenses ²	-227	-32	-145	-90	-11	0	-505
Depreciation, amortisation and impairment of property, plant and equipment and intangible assets ²	-14	0	-7	-5	-0	0	-26
Other operating expenses ³	-72	-24	-54	-13	0	0	-163
Total operating expenses	-313	-56	-206	-108	-11	0	-694
Profit before credit losses	371	106	297	305	48	0	1,120
Net credit losses	-140	-1	-124	-146	-11	6	-416
Operating profit	231	105	173	159	37	6	704
Balance sheet							
Lending to the general public	10,696	6,645	5,653	4,064	575	23	27,656

¹ FX effects amount to -55 MSEK for Q1-Q4 2021 (-9 MSEK) and is not allocated.

² Depreciation and write-downs of tangible and intangible assets in SHP have been reclassified from general administrative expenses to depreciation and write-downs of tangible and intangible assets from Q1 2021. Historical figures have not changed.

Note 15 Lending to central banks and credit institutions

	GROUP		PARENT COMPANY	
All amounts are in MSEK	2021-12-31	2020-12-31	2021-12-31	2020-12-31
Central banks	1,924	728	1,088	728
Credit institutions	3,080	1,101	1,503	950
Total	5,004	1,829	2,591	1,678

The Group's lending to credit institutions includes SEK 412 MSEK (85) million pledged assets for liabilities to credit institutions and issued securities.

Note 16 Lending to the general public

	GROUP		PARENT COMPANY	
All amounts are in MSEK	2021-12-31	2020-12-31	2021-12-31	2020-12-31
Households	70,681	27,656	26,647	21,011
Total	70,681	27,656	26,647	21,011

The Group item includes SEK 10,007 million (4,465 million) in pledges for liabilities to credit institutions and issued securities. Lending takes place in the currency of each respective country. The geographical distribution is shown in Note 4. Of all lending, SEK 53,927 million (25,593 million) has a maturity of more than one year.

Note 17 Bonds and other fixed-income securities

	GROUP		PARENT COMPANY	
All amounts are in MSEK	2021-12-31	2020-12-31	2021-12-31	2020-12-31
Holdings broken down by issuer				
Treasury bills	3,932	20	379	20
Municipalities	7,473	1,068	815	1,068
Residential mortgage institutions (covered bonds)	11,913	1,241	1,337	1,241
Bonds and other fixed-income securities	23,318	2,329	2,531	2,329

All securities are listed and SEK 11,576 million (1,917 million) has a maturity of more than one year and the rest under one year.

Not 18 Derivatives

	GROUP				PARENT COMPANY			
All amounts are in MSEK	2021-12-31		2020-12-31		2021-12-31		2020-12-31	
	Nominal amount	Fair value	Nominal amount	Fair value	Nominal amount	Fair value	Nominal amount	Fair value
Derivative instruments with positive values								
<i>Derivatives in hedge accounting</i>								
Interest-related	5,069	3	-	-	600	3	-	-
Currency-related	-	-	-	-	-	-	-	-
Other derivatives								
Currency-related	6,099	137	622	2	-	-	622	2
Total derivative instruments	6,699	140	622	2	600	3	622	2
Offset derivatives with positive values	-	-	-	-	-	-	-	-
Total derivatives after off-setting	6,699	140	622	2	600	3	622	2
Derivative instruments with negative values								
<i>Derivatives in hedge accounting</i>								
Interest-related	-	-	-	-	-	-	-	-
Currency-related	18,718	268	-	-	18,718	269	-	-
Other derivatives								
Currency-related	10,743	168	430	2	4,892	26	430	2
Total derivative instruments	29,461	437	430	2	23,610	294	430	2
Offset derivatives with negative values	-	-	-	-	-	-	-	-
Total derivatives after off-setting	29,461	437	430	2	23,610	295	430	2

In order to hedge against currency and interest rate risk that arise in the Group's operations, financial hedges have been entered into and hedge accounting. The hedging instruments comprise primarily currency forwards, currency swaps and interest rate swaps.

HEDGE ACCOUNTING

The Group has chosen to apply the accounting principles in IAS39 regarding hedge accounting. Hedge accounting regarding net investment in the Group's foreign operations and shares in subsidiaries in the Parent Company began to be applied in connection with the acquisition of Bank Norwegian in November 2021. Hedge accounting for cash flow hedges began to be applied in December 2021.

Risk management

In connection with the acquisition of Bank Norwegian, the Board decided on a strategy for the currency exposure which occurs in the consolidated situation (capital adequacy rules) is hedged through currency derivatives. Currency exposure arising in a consolidated situation refers to the currencies NOK, DKK and EUR. Hedge accounting is applied for currency changes in NOK.

Risks and hedging instruments

The hedged risks which hedge accounting is applied for are:

- Currency risk
- Interest rate risk

In the Group, hedge accounting is applied regarding net investment in foreign operations and in the Parent company, the fair value hedge of shares in subsidiaries is applied. The Group hedges a share of the currency risk in net investment in foreign operations. The part where hedge accounting is applied corresponds to currency exposure in NOK according to capital adequacy rules and where currency derivatives have been entered to manage emerging currency risk. Hedging instruments refer to currency derivatives in NOK for both net investment in foreign operations and for shares in subsidiaries. In addition, cash flow hedges are applied regarding future interest payments where interest rate swaps have been entered to change the variable interest rate to fixed interest rate. Hedging instruments refer to interest rate

swaps.

Establishing economics links and sources of inefficiency

The inefficiency that arises in a hedging relationship is reported in the income statement. Sources of inefficiency in the Group's hedging relationships are described below.

Cashflow hedging of interest rate risk

In a cash flow hedge, critical conditions have been identified such as nominal amount, final maturity date, reference interest rate and interest rate setting date. Deviations in terms between the hedged item (hypothetical derivative) and the hedging instrument's terms regarding interest payments with variable interest rates can give inefficiencies.

Hedging of net investment

The Group hedges translation differences from net investments in foreign operations by entering currency derivatives. Nominal amounts in currency derivatives amount to SEK 18 718 million at the end of the year, defined as hedges of net investments in foreign operations. Inefficiencies in the hedges are reported in Net result of financial transactions. (Note 9).

Fair value hedging of currency risk

The parent company applies fair value hedging for shares in subsidiaries. In a fair value hedging of currency risk, critical conditions have been identified such as nominal amount and currency. The hedge is expected to be very effective in achieving counteracting changes in fair value attributable to the hedged risk, in accordance with the originally documented strategy for this particular hedging relationship. For the hedging relationship, the volume in the hedged item always correspond to the volume in the hedging instrument.

All amounts in MSEK	Derivatives		Assets&liabilities		Hedge accounting			
	Nominal amount		Booked value		Change in value this year		Ackumulated change in value	
	2021-12-31	2020-12-31	2021-12-31	2020-12-31	2021-12-31	2020-12-31	2021-12-31	2020-12-31
HEDGE ACCOUNTING - GROUP								
Cash flow hedges								
<i>Interest rate related contracts</i>								
Secured items ¹	-	-	-	-	-3	-	-	-
Hedging instruments- Interest rate swaps	5,069	-	3	-	3	-	-	-
Hedging of net investment in foreign operationset								
<i>Currency-related contracts</i>								
Secured item – Net investment in foreign operations	-	-	369	-	369	-	369	-
Hedging instruments – Currency derivatives	18,718	-	-268	-	-383	-	-	-
Total secured item	-	-	369	-	366	-	369	-
Total hedging instrument	23,787	-	-265	-	-380	-	-	-
Total inefficiency	-	-	-	-	-14	-	-	-
HEDGE ACCOUNTING - PARENT COMPANY								
Fair value hedges								
<i>Currency related contracts</i>								
Secured items – Shares in subsidiaries	-	-	369	-	369	-	369	-
Hedging instruments – Currency derivatives	18,718	-	-268	-	-383	-	-	-
Cash flow hedges								
<i>Interest rate related contracts</i>								
Secured items ¹	-	-	-	-	-3	-	-	-
Hedging instruments- Interest rate swaps	600	-	3	-	3	-	-	-
Total secured item	-	-	369	-	366	-	369	-
Total hedging instrument	19,318	-	-265	-	-380	-	-	-
Total inefficiency	-	-	-	-	-14	-	-	-

¹ * The change in value of the hedged item refers to a perfectly effective hypothetical hedging instrument. The instrument is used to determine the effective part of the hedging instrument, which is reported in other comprehensive income, and the ineffective part, which is reported under the income statement Net income from financial items.

² The Group hedges translation differences from net investment in foreign currency. Currency derivatives in the amount of SEK 18,718 million were at the end of the year defined with the same volume as hedges of net investments in foreign operations. Inefficiencies in the hedges are reported in Net income from financial transactions.

³ The parent company secures shares in subsidiaries. Currency derivatives in the amount of SEK 18,718 million were at the end of the year defined as hedges of net investments in foreign operations. Inefficiencies in the hedges are reported in Net income from financial transactions.

Note 19 Shares in Group companies

PARENT COMPANY

	Corporate Identity Number	Registered office	Share of equity	Share of votes	Number of shares	Carrying amount SEK	
						2021-12-31	2020-12-31
31 december 2021							
Nordax Sverige AB	556794-0126	Stockholm	100%	100%	100 000	100,000	100,000
Nordax Sverige 4 AB (publ)	559007-7425	Stockholm	100%	100%	500 000	500,000	500,000
Nordax Sverige 5 AB	559229-0695	Stockholm	100%	100%	500 000	500,000	500,000
Nordax Nordic 2 AB	556823-4255	Stockholm	100%	100%	50 000	50,000	50,000
Nordax Nordic 4 AB (publ)	559049-5023	Stockholm	100%	100%	500 000	500,000	500,000
Nordax Norway 5 AB	559216-9154	Stockholm	100%	100%	50 000	-	50,000
Nordax Norway 6 AB	559216-9188	Stockholm	100%	100%	50 000	-	50,000
Svensk Hypotekspension AB	556630-4985	Stockholm	100%	100%	14 882 661	1,028,405,070	1,028,405,070
Bank Norwegian ASA	991 455 671	Oslo	100%	100%	186 904 268	20,085,131,068	-
Total						21,115,186,138	1,030,155,070

Note 20 Change in the value of currency-hedged shares in subsidiaries

All amounts are in MSEK	GROUP		PARENT COMPANY	
	2021-12-31	2020-12-31	2021-12-31	2020-12-31
Assets				
Book value at the beginning of the year	-	-	-	-
Changes during the year to shares in subsidiaries	-	-	369	-
Book value at year-end	-	-	369	-

Note 21 Other shares

All amounts are in MSEK	GROUP		PARENT COMPANY	
	2021-12-31	2020-12-31	2021-12-31	2020-12-31
Carrying amount				
Shares, listed	-	-	-	-
Shares, unlisted	154	127	127	127
Total	154	127	127	127

¹ The shareholding in Stabelo Group AB has been revalued at market value in connection with further acquisitions during 2020. ²

Note 22 Tangible assets

All amounts are in MSEK	GROUP		PARENT COMPANY	
	2021-12-31	2020-12-31	2021-12-31	2020-12-31
Non-current assets				
Cost at start of the year	39	31	38	30
- acquisitions during the year	7	8	0	8
- disposals during the year	-	-	-	-
Cost at end of the year	46	39	38	38
Accumulated and amortisation at start of year	-29	-26	-28	-25
- amortisation for the year	-6	-3	-3	-3
- disposals during the year	-	-	-	-
Accumulated amortisation at end of year	-35	-29	-31	-28
Carrying amount	11	10	7	10

Note 23 Intangible assets

All amounts are in MSEK	GROUP		PARENT COMPANY	
	2021-12-31	2020-12-31	2021-12-31	2020-12-31
Carrying amount				
Goodwill	6,806	937	-	-
Other intangible assets	2,238	67	8	14
Total	9,044	1,004	8	14

The Parent Company's other intangible assets comprise of contractual customer relationships acquired via Bank Norwegian ASA and SHP, as well as the costs of internally developed software. The Parent Company's other intangible assets relate to the costs of internally developed software. Goodwill is attributable to the acquisition of Svensk Hypotekspension AB which took place in January 2019, and Bank Norwegian ASA which took place in November 2021.

The carrying amount of goodwill is attributable to Sweden in the amount of SEK 779 million (779 million) (whereof SHP in the amount of SEK 686 million), Norway in the amount of SEK 97 million (97 million), Finland in the amount of SEK 61 million (61 million), and Bank Norwegian in the amount of SEK 5,869 million.

There is no need for impairment of goodwill. A change to the discount rate, which is the most sensitive parameter, (+1 percentage point) would not precipitate any impairment.

The most significant assumptions in the forecast period are management's assessment of future growth and net profit, including credit losses, which are approved by the Board of Directors. The assumptions are based on both historical experience and market data. After the forecast period, a long-term growth rate of 2% (2%) is assumed. When calculating value in use, a capital ratio of 11.8% (11.8%) has been applied for Nordax including SHP, while a common equity Tier 1 capital ratio of 18.2% has been applied for Bank Norwegian. The discount factor ranges from 13.0% - 18.8% (15.1% - 17.4%) before tax depending on the country and has been calculated under the assumption that the cost of equity after tax is 13.5% (13.8%) for Nordax including SHP, and 12.5% in the case of Bank Norwegian.

	GROUP		PARENT COMPANY	
	2021-12-31	2020-12-31	2021-12-31	2020-12-31
All amounts are in MSEK				
Other intangible assets				
Cost at start of the year	192	188	87	83
- acquisitions during the year	2,348	4	0	4
Cost at end of the year	2,540	192	88	87
Accumulated and amortisation at start of year	-125	-116	-73	-66
- amortisation for the year	-176	-9	-7	-7
Accumulated amortisation at end of year	-302	-125	-80	-73
Carrying amount	2,238	67	8	14

Note 24 Leases

	GROUP		PARENT COMPANY	
	2021-12-31	2020-12-31	2021-12-31	2020-12-31
Right-of-use assets				
All amounts are in MSEK				
Right-of-use assets start of the year	83	35		
Additional right-of-use assets during the year	35	48	-	-
Opening balance Year's depreciation	-22	-9	-	-
Year's depreciation	-14	-13	-	-
Opening balance write-downs	-	-	-	-
Year's write-downs	-	-	-	-
Total	82	61	-	-

	GROUP		PARENT COMPANY	
	2021-12-31	2020-12-31	2021-12-31	2020-12-31
Lease liabilities				
All amounts are in MSEK				
Short term liabilities	20	13	-	-
Long term liabilities	62	48	-	-
Total	82	61	-	-

	GROUP		PARENT COMPANY	
	2021-12-31	2020-12-31	2021-12-31	2020-12-31
Amounts in the income statement according to IFRS 16				
All amounts are in MSEK				
Depreciations of right-of-use-assets	-13	-13	-	-
Write-downs of right-of-use-assets	-	-	-	-
Interest expenses for lease liabilities	-1	-1	-	-
Total	-14	-14	-	-

The Group's leased assets classified as right-of-use assets comprise premises and vehicles. The leases do not contain any restrictions beyond the security of the leased assets. There have been no reassessments of leasing periods or changes to rates of interest during 2021.

Note 25 Other assets

All amounts are in MSEK	GROUP		PARENT COMPANY	
	2021-12-31	2020-12-31	2021-12-31	2020-12-31
Receivables Group contributions	6	2	1,666	2,994
Tax account	2	2	0	0
Receivables debt collection companies	-	-	-	-
Other	73	0	4	0
Total	81	4	1,670	2,994

Note 26 Liabilities to credit institutions

All amounts are in MSEK	GROUP		PARENT COMPANY	
	2021-12-31	2020-12-31	2021-12-31	2020-12-31
Foreign banks	6,609	1,605	-	-
Total	6,609	1,605	-	-

For the above liabilities in the Group, collateral has been provided in the amount of SEK 7,724 million (2,203 million) for receivables attributable to Retail lending and SEK 365 million (74 million) to Lending to credit institutions. Granted credit totals SEK 6,700 million (1,800 million).

The Group's liquidity risk strategy strives to achieve a diversified funding platform comprising equity, subordinated debt, securitizations ("ABS"), credit facilities provided by banks, deposits from the public and senior uncovered bonds.

Note 27 Deposits from the general public

All amounts are in MSEK	GROUP		PARENT COMPANY	
	2021-12-31	2020-12-31	2021-12-31	2020-12-31
Deposit accounts	67,424	24,180	30,035	24,180
Total	67,424	24,180	30,035	24,180

Note 28 Issued securities

			GROUP	
All amounts are in MSEK	Term	Early redemption date	2021-12-31	2020-12-31
Bonds issued by Nordax Bank AB (publ)				
Bond issued by Nordax Bank AB (publ) issued in i SEK	Jun 2022	Jun 2022	450	450
of which repurchased in 2020			-	50
Bond issued by Nordax Bank AB (publ) issued in i SEK	Sep 2022	Sep 2022	450	450
of which repurchased in 2020			-	50
Bond issued by Nordax Bank AB (publ) issued in i SEK	Jan 2023	Jan 2023	180	180
of which repurchased in 2020			-	20
Bond issued by Nordax Bank AB (publ) issued in i SEK	Dec 2024		400	-
Bonds issued by SHP Fond 4 AB (publ)				
Bonds issued by SHP Fond 4 AB (publ) issued SEK	Dec 2067	Jan 2024	2,250	2,250
Bonds issued by Bank Norwegian ASA (publ) before November 2021, net*				
Bond issued by Bank Norwegian ASA (publ) issued in NOK	Mars 2022		246	
of which repurchased after acquisition 2021			225	
Bond issued by Bank Norwegian ASA (publ) issued in SEK	Sep 2022		325	
Bond issued by Bank Norwegian ASA (publ) issued in NOK	Sep 2022		411	
Bond issued by Bank Norwegian ASA (publ) issued in NOK	Dec 2022		703	
Bond issued by Bank Norwegian ASA (publ) issued in SEK	Dec 2022		1,002	
Bond issued by Bank Norwegian ASA (publ) issued in NOK	Dec 2023		1,233	
Bond issued by Bank Norwegian ASA (publ) issued in SEK	Dec 2023		601	
Bond issued by Bank Norwegian ASA (publ) issued in NOK	Maj 2024		1,596	
Bond issued by Bank Norwegian ASA (publ) issued in NOK	Mar 2025		719	
Bond issued by Bank Norwegian ASA (publ) issued in SEK	Mar 2025		300	
Total			10,866	3,330

* included in the acquisition of Bank Norwegian on November 2, 2021.

The currency position for securities issued in Swedish kronor is fully matched against assets in the corresponding currency. Issued securities in SHP Fond 4 are listed on the Nasdaq Stockholm and securities issued in Bank Norwegian are listed on the Oslo Stock Exchange and the Oslo ABM. Securities issued in Nordax Bank are listed on the Nasdaq Stockholm. For the above liabilities, collateral has been provided in the amount of SEK 2,283 million (2,262 million) for receivables attributable to Retail lending and SEK 47 million (12 million) to Lending to credit institutions. The amounts above refer to issued volumes to external investors.

Note 29 Other liabilities

All amounts are in MSEK	GROUP		PARENT COMPANY	
	2021-12-31	2020-12-31	2021-12-31	2020-12-31
Trade payables	96	16	73	15
Liability to Group companies	251	43	418	135
Other	463	77	36	72
Total	810	136	527	222

Note 30 Subordinated liabilities

All amounts are in MSEK	GROUP		PARENT COMPANY	
	2021-12-31	2020-12-31	2021-12-31	2020-12-31
Subordinated loans	1,733	348	972	348
Total	1,733	348	972	348

SPECIFICATION

2021-12-31	Currency	Date of issue	Principal amount	Coupon rate	Maturity
Subordinated loan	SEK	2019-05-28	350	STIBOR 3 mth +415 bp	2029-05-28
Subordinated loan	SEK	2021-10-29	650	NIBOR 3 mth +275 bp	2031-05-28
Subordinated loan	NOK	2021-11-02*	200	NIBOR + 375bp	2022-06-16
Subordinated loan	NOK	2021-11-02*	550	STIBOR + 375bp	2023-10-02

2020-12-31	Currency	Date of issue	Principal amount	Coupon rate	Maturity
Subordinated loan	SEK	2019-05-28	350	STIBOR 3 mth +415bp	2029-05-28

* included in the acquisition of Bank Norwegian on November 2, 2021.

Note 31 Pledged assets and contingent liabilities

All amounts are in MSEK	GROUP		PARENT COMPANY	
	2021-12-31	2020-12-31	2021-12-31	2020-12-31
Pledged assets for own liabilities				
Lending to the general public	10,007	4,466	4,000	909
Lending to credit institutions	412	85	-	73
Cash collateral for derivatives	309	-	309	-
Total	10,728	4,551	4,309	982

All amounts are in MSEK	GROUP		PARENT COMPANY	
	2021-12-31	2020-12-31	2021-12-31	2020-12-31
Other commitments				
Granted but unpaid loans	214	105	177	92
Granted but unutilized card credits	47,721	-	-	-
Total	47,936	105	177	92

All pledged assets are for the Group's asset related funding operations; securitisation and funding with collateral with international banks. See more information in note 32.

Not 32 Financial assets and liabilities offset by or subject to netting agreements

Details about off-setting

The following table includes financial assets and liabilities that are covered by legally binding framework agreements relating to netting or other similar agreements, but which are not offset in the Balance Sheet. The Group has ISDA and CSA

agreements in place with all derivative counterparties. The framework agreements relating to netting meant that parties can settle their exposures on a net basis (i.e. changes are offset against liabilities) in the event of a serious credit event.

All amounts are in MSEK

Financial assets and liabilities offset by or subject to netting agreements						
					Related amounts not offset in the Balance Sheet	
	Gross amount in the Balance Sheet	Offset in the Balance Sheet	Net in the Balance Sheet	Framework agreement relating to netting	Collateral provided Received(-)/ Pledged (+)	Net amountt
Assets						
Derivatives	140	-	140	-136	-	4
Liabilities						
Derivatives	-437	-	-437	136	309	8
Repo agreement						
Total	-297	-	-297	0	309	13
Assets						
Derivatives	2	-	2	-2	-	0
Liabilities						
Derivatives	-2	-	-2	2	-	0
Repo agreement						
Total	0	-	0	0	-	0

Note 33 Transactions with related parties

On October 29, 2021, Nordax Bank AB's parent company Nordax Holding AB (publ) issued 1,400 floating rate additional Tier 1 instruments and SEK 650 million in floating rate callable Tier 2 bonds, which were subscribed to by external bondholders and were issued for the purposes of funding part of the offer.

Nordax Group AB has issued bonds and Tier 1 capital instruments in corresponding volumes and on corresponding terms where Nordax Holding AB is the holder. Nordax Bank AB has issued bonds and Tier 1 capital instruments in corresponding

volumes and on corresponding terms where Nordax Group AB is the holder. Additionally, Nordax Bank AB has borrowed SEK 200 million from Nordax Holding AB on market terms in connection with the acquisition of Bank Norwegian.

In December 2021, Nordax Bank AB (publ) (as the borrower) and Bank Norwegian ASA (as the lender) entered into an intra-Group loan agreement for the sum of NOK 500 million on market terms. The loan was issued in January 2022.

All amounts are in MSEK	Assets		Liabilities		Income		Costs	
	21-12-31	20-12-31	21-12-31	20-12-31	21-12-31	20-12-31	21-12-31	20-12-31
Nordax Holding AB	4	-	-205	-9	-	-	0	-
Nordax Group AB	3	3	-44	-35	1	1	-7	-7
Bank Norwegian ASA incl subsidiaries	-	-	-	-	-	-	-	-
Svensk Hypotekspension AB	1,657	2,991	-1,492	-61	75	61	-2	-1
Nordax Sverige AB	58	1,317	-63	-68	73	160	-	-
Nordax Sverige 4 AB (publ)	0	0	-1	-1	-	-	0	0
Nordax Sverige 5 AB	1,510	0	-46	0	93	-	-	0
Nordax Nordic 2 AB	1	1	-	-	-	-	0	-1
Nordax Nordic 4 AB (publ)	0	0	-23	-22	0	116	-	-
Total	3,232	4,311	-1,875	-196	242	338	-9	-9

Note 34 Acquisiton of Bank Norwegian

On 14 July 2021, Nordax made a recommended voluntary cash takeover offer to acquire all the outstanding shares in Bank Norwegian ASA ("Bank Norwegian") ("the Offer"), subject to certain conditions such as regulatory approval and a minimum acceptance rate of 90%, which was subsequently waived and reduced to 2/3 of the shares on a fully diluted basis (the "Minimum acceptance rate condition"). A best and final cash consideration of NOK 105 per share was offered, resulting in a total consideration of approximately NOK 19.6 billion for all the shares in Bank Norwegian. During September and October 2021, Nordax acquired 6,313,456 shares, which corresponds to 3.38% of the total

number of shares. The acceptance period for Nordax's offer to acquire all the outstanding shares in Bank Norwegian ASA ("Bank Norwegian") ("the Offer") expired on 15 October 2021. On 2 November 2021, a further 129,879,195 shares were acquired through the payment of cash in the Offer and 42,472,603 shares through a non-cash issue under previous agreements to transfer existing shares. The remaining portion was acquired on 3 November through compulsory acquisition with the payment of cash in the Offer, making Nordax Bank AB the owner of 100% of the shares.

Purchase consideration	
Payment of cash in the Offer	14,606
Reclassification of previous acquisitions	668
Total purchase consideration paid	15,274
Non-cash issue	4,492
Total shares acquired	19,766

Preliminary recognised amounts (fair values) of identifiable assets acquired and liabilities assumed in Bank Norwegian as at the acquisition date:

All amounts are in MSEK	2021-11-02
ASSETS	
Lending to centralbanks	90
Lending to credit institutions	1,533
Lending to the general public	36,398
Bonds and other interest-bearing securities	20,331
Derivatives	208
Shares and holdings	25
Intangible assets	2,164
Tangible assets	2
Prepaid expenses and accrued income	27
Liabilities to credit institutions	-44
Deposits from the general public	-37,465
Derivatives	-227
Issued securities	-6,030
Current tax liability	-382
Deferred tax liability	-1,072
Accrued expenses and deferred income	-255
Subordinated liabilities	-746
Other liabilities	-116
Total net assets acquired	14,441
Tier 1 capital contribution acquired	-428
Total net assets acquired excl. Tier 1 capital contribution acquired	14,013
Goodwill	5,753

The goodwill arising from the acquisition relates to Bank Norwegian and the synergies that are expected to result from combining the activities of the Nordax Group and Bank Norwegian. The goodwill and other acquired intangible assets arising are not expected to be tax deductible.

Net cash flow in the acquisition of Bank Norwegian	
Cash consideration paid	15,274
Less: Cash and cash equivalents acquired	-1,623
Net cash flow	13,651

Since the acquisition, Bank Norwegian has contributed SEK 790 million to the Group's operating income and have had a negative impact of SEK 280 million to pre-tax profit, before costs related to the acquisition process. The main reason for these high costs is the effect of the accounting treatment of credit losses in connection with the acquisition. The Group's earnings have also been negatively affected by costs relating to the acquisition process of SEK 563 million. These relate to both the costs of the Offer from Nordax Bank and the handling of the Offer by Bank Norwegian.

If the acquisition had been closed on 1 January 2021, the pro forma figures for the Nordax Group's operating income and profit before tax for the period as at 31 December would be SEK 6,408 million and SEK 1,163 million respectively. These amounts have been calculated on the basis of the subsidiary's earnings and the additional consolidated adjustments specified below.

On acquisition, lending to the general public was measured at its fair value in the respective lending currency, leading to:
 -an adjustment to interest income to reflect the Nordax Group's effective interest rate on acquired loan portfolios an adjustment for exchange rate effects on the translation of identified consolidated surplus value in each lending currency. A consolidated adjustment has also been made for the amortisation of identified intangible assets in the acquisition. All adjustments have been calculated as if the acquisition had taken place on 1 January 2021.

Note 35 Significant events after balance sheet date

In February 2022, tensions in Ukraine escalated into all-out war following the Russian invasion. In addition to the awful situation faced by the Ukrainian people, the devastation inflicted upon the country and the refugee flows that this has precipitated, this conflict also entails great uncertainty in terms of both financial and real economic markets, including rapidly rising energy and fuel prices. At present, assessing how this will affect Nordax's business remains challenging and no tangible impacts have yet materialized in terms of lending volumes or repayment patterns. Nevertheless, there is a risk that this conflict may have influence on ongoing operations in 2022 and potentially subsequent years.

Developments are being monitored by Nordax in a number

of ways, including via the use of scenario analyses and risk assessments.

Following the end of the year, Svensk Hypotekspension AB obtained new bilateral secured financing worth SEK 1.75 billion with an international bank via its subsidiary Svensk Hypotekspension 5 AB (publ). This new financing further bolsters the Group's position in terms of liquidity and financing.

The subsidiary Bank Norwegian has decided on a dividend of NOK 719.6 million, which will be paid at the end of April to Nordax Bank AB (publ)

Note 36 Proposed dividend

THE FOLLOWING PROFITS ARE AT THE DISPOSAL OF THE ANNUAL GENERAL MEETING:

All amounts in SEK	
Retained earnings	12,200,715,000
Provided group contribution	-6,413,000
Tax on group contribution	1,321,000
Net profit/loss for the year	981,978,000
Total	13,177,601,000

THE BOARD OF DIRECTORS PROPOSES THAT THE PROFITS BE APPROPRIATED AS FOLLOWS:

All amounts in SEK	
Carried forward to new account	13,177,601,000
Total	13,177,601,000

Group contributions have been received from Nordax Nordic 2 AB in the amount of SEK 50,000 (50,000), from Nordax Sverige 4 AB in the amount of SEK 50,000 (50,000), from Nordax Sverige AB in the amount of SEK 50,000 (50,000) from Nordax Nordic 4 AB in the amount of SEK 50,000 (50,000), and from Nordax Sverige 5 AB in the amount of SEK 50,000 (0)

Board of Directors' affirmation

The Board of Directors and the President and CEO certify that the annual financial reports have been prepared in accordance with generally accepted accounting principles in Sweden and the consolidated financial statements have been prepared in accordance with international accounting standards as prescribed by the European Parliament and the Regulation (EC) No1606/2002 dated July 19, 2002 on the application of International Accounting Standards. The annual financial reports and the consolidated financial statements give a true and fair view of the Parent Company's and the Group's financial position and results of operations. It is further assured that the administration report for the Parent Company and Group provides a true and fair overview of the development of the Parent Company's and Group's business activities, financial position and results of operations as well as the significant risks and uncertainties to which the Parent Company and its subsidiaries are exposed.

Stockholm 27 April 2022

Hans-Ole Jochumsen
Chairman

Christopher Ekdahl
Director

Christian Frick
Director

Henrik Källén
Director

Anna Storåkers
Director

Ville Talasmäki
Director

Ricard Wennerklint
Director

Jacob Lundblad
Director Chief Executive Officer

Our audit report was issued 27 April 2022

Deloitte AB

Malin Lüning
Authorized Public Accountant

The Swedish annual report has been reviewed by the company's auditors.

Definitions

The Group considers the key figures to be relevant to users of the financial report as a complement in assessing the financial performance of the Group.

Return on equity

Net profit attributable to the shareholders in relation to average shareholders' equity.

Leverage ratio¹

Tier 1 capital as a percentage of total assets including off-balance-sheet items with conversion factors defined in Regulation (EU) No 575/2013 (CRR2).

Average loan portfolio

The average of lending to the general public at the beginning of the period and the end of the period.

C/I ratio

Operating expenses as a percentage of operating income.

C/I ratio excl. acquisition costs

Operating expenses, excluding acquisition costs for Bank Norwegian, as a percentage of operating income.

Credit loss level

Net credit losses as a percentage of average lending to the public.

Credit loss in % excl. initial effect of acquisitions

Net credit losses, excl. initial ECL effect, as a percentage of the average loan portfolio.

Common Equity Tier 1 capital¹

Shareholders' equity excluding proposed dividend, deferred tax assets, intangible assets and certain other regulatory adjustments defined in Regulation (EU) No 575/2013 (CRR2).

Common Equity Tier 1 capital ratio¹

Common Equity Tier 1 capital as a percentage of risk exposure amount.

Liquidity reserve

A separate reserve of high-quality liquid assets that can be used to secure the company's short-term ability to pay for losses or in the event of reduced access to commonly available funding sources.

Liquidity Coverage Ratio (LCR)¹

Liquidity Coverage Ratio (LCR)¹ High-quality liquid assets in relation to the estimated net cash outflows over the next 30 calendar days, as defined in Commission Delegated Regulation (EU) 2015/61 and Regulation (EU) No 575/2013.

Own funds¹

The sum of Tier 1 and Tier 2 capital.

Tier 1 capital ratio¹

Tier 1 capital as a percentage of the risk exposure amount.

Risk exposure amount¹

Total assets and off balance sheet items, weighted in accordance with capital adequacy regulation for credit and market risks. Operational risks are measured and added as risk exposure amount.

Net Stable Funding Ratio (NSFR)

Measures and monitors the relationship between available stable funding and required stable funding over a one-year period.

Tier 1 capital¹

Common Equity Tier 1 capital plus qualifying forms of subordinated loans.

Tier 2 capital¹

Mainly subordinated loans that do not qualify as Tier 1 capital.

Total capital ratio¹

Total own funds as a percentage of the risk exposure amount.

Other Tier 1 capital¹

Subordinated liabilities that are perpetual and meet certain conditions to be counted as Tier 1 capital when calculating the size of the capital base.

¹ These are reported with respect SFSA's regulations and general recommendations see note 4, capital adequacy analysis.

Financial calender

25 Mai 2022 – interim report January–March 2022

26 August 2022 – interim report January–June 2022

9 November 2022 – interim report January–September 2022

Auditors report

To the annual meeting of the shareholders of Nordax Bank AB (publ), corporate identity number 556647-7286.

Report on the annual accounts and consolidated accounts

Opinions

We have audited the annual accounts and consolidated accounts of Nordax Bank AB (publ) for the financial year 2021-01-01 – 2021-12-31, except for the corporate governance statement on pages 31-35 and the statutory sustainability report on pages 13-20. The annual accounts and consolidated accounts of the company are included on pages 6-89 in this document.

In our opinion, the annual accounts have been prepared in accordance with the Annual Accounts Act of Credit Institutions and Securities Companies and present fairly, in all material respects, the financial position of parent company as of 31 December 2021 and its financial performance and cash flow for the year then ended in accordance with the Annual Accounts Act of Credit Institutions and Securities Companies. The consolidated accounts have been prepared in accordance with the Annual Accounts Act of Credit Institutions and Securities Companies and present fairly, in all material respects, the financial position of the group as of 31 December 2021 and their financial performance and cash flow for the year then ended in accordance with International Financial Reporting Standards (IFRS), as adopted by the EU, and the Annual Accounts Act of Credit Institutions and Securities Companies. Our opinions do not cover the corporate governance statement on pages 31-35 and the statutory sustainability report on pages 13-20. The statutory administration report is consistent with the other parts of the annual accounts and consolidated accounts.

We therefore recommend that the general meeting of shareholders adopts the income statement and balance sheet for the parent company and the group.

Our opinions in this report on the annual accounts and consolidated accounts are consistent with the content of the additional report that has been submitted to the parent company's audit committee in accordance with the Audit Regulation (537/2014) Article 11.

Basis for Opinions

We conducted our audit in accordance with International Standards on Auditing (ISA) and generally accepted auditing standards in Sweden. Our responsibilities under those standards are further described in the Auditor's Responsibilities section. We are independent of the parent company and the group in accordance with professional ethics for auditors in Sweden and have otherwise fulfilled our ethical responsibilities in accordance with these requirements. This includes that, based on the best of our knowledge and belief, no prohibited services referred to in the Audit Regulation (537/2014) Article 5.1 have been provided to the audited company or, where applicable, its parent company or its controlled companies within the EU.

We believe that the audit evidence we have obtained is sufficient and appropriate to provide a basis for our opinions.

Key Audit Matters

Key audit matters of the audit are those matters that, in our professional judgment, were of most significance in our audit of the annual accounts and consolidated accounts of the current period. These matters were addressed in the context of our audit of, and in forming our opinion thereon, the annual accounts and consolidated accounts as a whole, but we do not provide a separate opinion on these matters.

Assessments and estimates regarding the valuation of loan receivables

Accounting and valuation of loan receivables is an area that largely affects Nordax's financial results and financial position. IFRS 9 requires significant assessments from the bank's management to determine the size of the provisions for expected credit losses.

Key areas of judgment include:

- The interpretation of the requirements for determining the size of the provision for expected losses according to IFRS 9, which are reflected in the bank's model for calculating expected credit losses.
- Identification of exposures with a significant deterioration in credit quality.
- Assumptions that are applied in the model for calculating expected credit losses, such as the counterparty's financial position, expected future cash flows and forward-looking macroeconomic factors.
- Impact from Covid-19 in relation to the significant judgements listed above.

As of December 31 2021, the Group's lending to the public amounted to SEK 70 681 million, with provisions for expected loan losses of SEK 6 794 million. Given the significant share of the total assets, the impact that the inherent uncertainty and subjectivity involved in the assessment of the need for provisions, and since the disclosure requirements under IFRS 9 are significant, we consider this to be a key audit matter for our audit.

See also the accounting principles in Note 3 regarding significant assessments and estimates, and related information on credit risk in Note 4.

Our audit procedures included, but were not limited to:

- We have evaluated that key controls within the credit impairment process have been appropriately designed and implemented during the year. We also obtained an understanding of the process for key decisions that form part of the approval process for credit loss provisions.
- We have evaluated, with the support of specialists, the modelling techniques and model methods against the requirements of IFRS 9. We have examined the appropriateness of the models developed for the calculation of the reserve for expected credit losses.
- Based on data analysis, we examined a selection of loan commitments in detail to assess whether loan commitments with a significant deterioration in credit

quality are correctly identified.

- As part of the above procedures, we have considered the impact of Covid-19.
- Finally, we examined the completeness and reliability of the information in the annual report relating to the provisions for expected credit losses in order to assess compliance with the disclosure requirements according to IFRS.

IT systems that support complete and reliable financial reporting

Nordax is dependent on its IT systems to ensure complete and correct processing of financial transactions and to maintain appropriate internal control. Many of Nordax's internal controls relating to the financial reporting depend on automated application controls and the integrity and completeness of the data generated by the IT systems. Given the high degree of IT dependence, we consider this to be a key audit matter for our audit.

The following risks that could affect the financial reporting were identified:

-
- Incorrect and unauthorized changes to the IT environment
- Lack of operational and monitoring routines for the IT environment
- Incorrect and inadequate configuration of information security
- Our audit procedures included, but were not limited to:
- We have audited the management's tests and controls in connection with changes in the IT environment.
- We have examined the process for monitoring the IT-System.
- We have reviewed the process of identity and access management, including assignment, change and removal of access rights.
- We have evaluated that processes and tools for ensuring access to information based on user needs and operational requirements, including back-up of information and restoring routines, are appropriately designed.

Valuation of goodwill and intangible assets

Goodwill and intangible assets arising from acquisitions constitute a significant item in the consolidated balance sheet. As per December 31 2021, the Group's goodwill amounted to SEK 6 806 million and the acquired surplus values in forms of intangible assets amounted to SEK 2 238 million.

The item is tested for impairment on a regular basis, but at least annually, based on the Group's cash-generating units.

The recoverable amount for each cash-generating unit is tested by comparing the carrying amount of the net assets with its value in use, which in turn is based on an assessment of forecast cash flows from each cash-generating unit discounted with an average weighted cost of capital.

Taking into account the elements of estimates, assessments and assumptions related to the valuation model's input data and the item's materiality in terms of the Group's financial position, we make the assessment that valuation of goodwill and intangible fixed assets is a key audit matter in the audit.

The Group's description of accounting principles for good-

will is set out in Note 2. Critical estimates, assessments and assumptions are presented in Note 3. A specification of the item, including information on each cash-generating unit and reflections from the most recent impairment test, can be found in Note 23.

Our audit procedures included, but were not limited to:

- Evaluation of processes related to impairment test concerning goodwill and other acquired intangible assets.
- Evaluation of the Group's cash-generating units.
- Analytical examination of the sensitivity of significant assumptions and assessments in the impairment tests.
- Evaluation of compliance with accounting principles and required disclosures for goodwill and intangible assets in accordance with IFRS.

Other Information than the annual accounts and consolidated accounts

This document also contains other information than the annual accounts and consolidated accounts and is found on pages 1-5 and 90-91. The Board of Directors and the Managing Director are responsible for this other information.

Our opinion on the annual accounts and consolidated accounts does not cover this other information and we do not express any form of assurance conclusion regarding this other information.

In connection with our audit of the annual accounts and consolidated accounts, our responsibility is to read the information identified above and consider whether the information is materially inconsistent with the annual accounts and consolidated accounts. In this procedure we also take into account our knowledge otherwise obtained in the audit and assess whether the information otherwise appears to be materially misstated.

If we, based on the work performed concerning this information, conclude that there is a material misstatement of this other information, we are required to report that fact. We have nothing to report in this regard.

Responsibilities of the Board of Directors and the Managing Director

The Board of Directors and the Managing Director are responsible for the preparation of the annual accounts and consolidated accounts and that they give a fair presentation in accordance with the Annual Accounts Act of Credit Institutions and Securities Companies and, concerning the consolidated accounts, in accordance with IFRS as adopted by the EU. The Board of Directors and the Managing Director are also responsible for such internal control as they determine is necessary to enable the preparation of annual accounts and consolidated accounts that are free from material misstatement, whether due to fraud or error.

In preparing the annual accounts and consolidated accounts, The Board of Directors and the Managing Director are responsible for the assessment of the company's and the group's ability to continue as a going concern. They disclose, as applicable, matters related to going concern and using the going concern basis of accounting. The going concern basis of accounting is however not applied if the Board of Directors and the Managing Director intends to liquidate the company, to cease operations, or has no realistic alternative but to do so.

The Audit Committee shall, without prejudice to the Board

of Director's responsibilities and tasks in general, among other things oversee the company's financial reporting process.

Auditor's responsibility

Our objectives are to obtain reasonable assurance about whether the annual accounts and consolidated accounts as a whole are free from material misstatement, whether due to fraud or error, and to issue an auditor's report that includes our opinions. Reasonable assurance is a high level of assurance, but is not a guarantee that an audit conducted in accordance with ISAs and generally accepted auditing standards in Sweden will always detect a material misstatement when it exists. Misstatements can arise from fraud or error and are considered material if, individually or in the aggregate, they could reasonably be expected to influence the economic decisions of users taken on the basis of these annual accounts and consolidated accounts.

Further description of our responsibility for the audit of the annual accounts and the consolidated accounts is available on the website: www.revisorsinspektionen.se/revisornsansvar. This description is part of the audit report.

Report on other legal and regulatory requirements

Opinions

In addition to our audit of the annual accounts and consolidated accounts, we have also audited the administration of the Board of Directors and the Managing Director of Nordax Bank AB (publ) for the financial year 2021-01-01 – 2021-12-31 and the proposed appropriations of the company's profit or loss.

We recommend to the general meeting of shareholders that the profit be appropriated in accordance with the proposal in the statutory administration report and that the members of the Board of Directors and the Managing Director be discharged from liability for the financial year.

Basis for Opinions

We conducted the audit in accordance with generally accepted auditing standards in Sweden. Our responsibilities under those standards are further described in the Auditor's Responsibilities section. We are independent of the parent company and the group in accordance with professional ethics for accountants in Sweden and have otherwise fulfilled our ethical responsibilities in accordance with these requirements.

We believe that the audit evidence we have obtained is sufficient and appropriate to provide a basis for our opinions.

Responsibilities of the Board of Directors and the Managing Director

The Board of Directors is responsible for the proposal for appropriations of the company's profit or loss. At the proposal of a dividend, this includes an assessment of whether the dividend is justifiable considering the requirements which the company's and the group's type of operations, size and risks place on the size of the parent company's and the

group's equity, consolidation requirements, liquidity and position in general.

The Board of Directors is responsible for the company's organization and the administration of the company's affairs. This includes among other things continuous assessment of the company's and the group's financial situation and ensuring that the company's organization is designed so that the accounting, management of assets and the company's financial affairs otherwise are controlled in a reassuring manner. The Managing Director shall manage the ongoing administration according to the Board of Directors' guidelines and instructions and among other matters take measures that are necessary to fulfill the company's accounting in accordance with law and handle the management of assets in a reassuring manner.

Auditor's responsibility

Our objective concerning the audit of the administration, and thereby our opinion about discharge from liability, is to obtain audit evidence to assess with a reasonable degree of assurance whether any member of the Board of Directors or the Managing Director in any material respect:

- has undertaken any action or been guilty of any omission which can give rise to liability to the company, or
- in any other way has acted in contravention of the Companies Act, the Annual Accounts Act or the Articles of Association.

Our objective concerning the audit of the proposed appropriations of the company's profit or loss, and thereby our opinion about this, is to assess with reasonable degree of assurance whether the proposal is in accordance with the Companies Act.

Reasonable assurance is a high level of assurance, but is not a guarantee that an audit conducted in accordance with generally accepted auditing standards in Sweden will always detect actions or omissions that can give rise to liability to the company, or that the proposed appropriations of the company's profit or loss are not in accordance with the Companies Act.

Further description of our responsibility for the audit of the annual accounts and the consolidated accounts is available on the website: www.revisorsinspektionen.se/revisornsansvar. This description is part of the audit report.

The auditor's examination of the corporate governance statement

The Board of Directors is responsible for that the corporate governance statement on pages 31-35 has been prepared in accordance with the Annual Accounts Act.

Our examination of the corporate governance statement is conducted in accordance with FAR's auditing standard RevR 16 The auditor's examination of the corporate governance statement. This means that our examination of the corporate governance statement is different and substantially less in scope than an audit conducted in accordance

with International Standards on Auditing and generally accepted auditing standards in Sweden. We believe that the examination has provided us with sufficient basis for our opinions.

A corporate governance statement has been prepared. Disclosures in accordance with chapter 6 section 6 the second paragraph points 2-6 of the Annual Accounts Act and chapter 7 section 31 the second paragraph the same law are consistent with the other parts of the annual accounts and consolidated accounts and are in accordance with the Annual Accounts Act for Credit Institutions and Securities Companies.

The auditor's opinion regarding the statutory sustainability report

The Board of Directors is responsible for the statutory sustainability report on pages 13-20, and that it is prepared in accordance with the Annual Accounts Act.

Our examination has been conducted in accordance with FAR:s auditing standard RevR 12 The auditor's opinion regarding the statutory sustainability report. This means that our examination of the statutory sustainability report is different and substantially less in scope than an audit conducted in accordance with International Standards on Auditing and generally accepted auditing standards in Sweden. We believe that the examination has provided us with sufficient basis for our opinion.

A statutory sustainability report has been prepared.

Deloitte AB was appointed auditor of Nordax Bank AB (publ) by the general meeting of the shareholders on March 19, 2021 and has been the company's auditor since the April 27, 2017.

Stockholm April 27, 2022
Deloitte AB

Malin Lüning
Authorized Public Accountant